

**K.L.E. Society's**  
**Raja Lakhamagouda Science Institute (Autonomous)**  
**Belagavi**

**COE ANNUAL REPORT**

**2020-21**

1. Introduction
2. Examination Schedule
3. Admission Ticket Approved Abstract
4. Publication of Results
5. List of Rank Holders
6. Complaints / Grievances / Revaluation
7. Extract of Programme wise Results
  - Odd Semester Results
  - Even Semester Results

## 1. INTRODUCTION

The conduct of examinations and declaration of results is one of the important activities of Office of the Controller of Examinations of the K.L.E Society's Raja Lakhamagouda .Science Institute (Autonomous), Belagavi. The Examination Section is the backbone of the examination system. It is of paramount importance that the examinations are conducted with utmost precision, fairness and objectivity to gain public credibility and esteem. The Principal of the College is Chief Controller of Examinations .Office of the Controller of Examinations (COE) is headed by Controller of Examinations and assisted by Deputy Controller of Examinations. All examination related activities are carried under the supervision of office of COE.

## 2. EXAMINATION SCHEDULE

ODD SEMESTER DATES					
PROGRAMME	SEM	THEORY		PRACTICALS	
		FROM	TO	FROM	TO
B.Sc.	I	02-08-2021	14-08-2021	23-08-2021	31-08-2021
	III	03-08-2021	14-08-2021	08-03-2021	21-03-2021
	V	02-08-2021	13-08-2021	08-03-2021	20-03-2021
BCA	I	04-08-2021	09-08-2021	19-03-2021	21-03-2021
	III	05-08-2021	14-08-2021	22-03-2021	24-03-2021
	V	02-08-2021	06-08-2021	25-03-2021	27-03-2021
M.Sc. [PHYSICS]	I	06-08-2021	13-08-2021	26-07-2021	27-07-2021
	III	05-08-2021	14-08-2021	30-07-2021	30-07-2021
M.Sc. [MATHEMATICS]	I	02-08-2021	13-08-2021	-	-
	III	03-08-2021	14-08-2021	-	-
M.Sc. [CHEMISTRY]	I	04-08-2021	13-08-2021	26-07-2021	28-07-2021
	III	07-08-2021	14-08-2021	29-07-2021	30-07-2021

EVEN SEMESTER DATES					
PROGRAMME	SEM	THEORY		PRACTICALS	
		FROM	TO	FROM	TO
B.Sc.	II	PROMOTION		PROMOTION	
	IV	PROMOTION		PROMOTION	
	VI	14-09-2021	04-10-2021	07-10-2021	21-10-2021
BCA	II	PROMOTION		PROMOTION	
	IV	PROMOTION		PROMOTION	
	VI	14-09-2021	18-9-2021	27-09-2021	30-09-2021
M.Sc. [PHYSICS]	II	PROMOTION		PROMOTION	
	IV	12-10-2021	23-10-2021	05-10-2021	30-10-2021
M.Sc. [MATHEMATICS]	II	PROMOTION		PROMOTION	
	IV	12-10-2021	23-10-2021	12-11-2021	12-11-2021
M.Sc. [CHEMISTRY]	II	PROMOTION		PROMOTION	
	IV	12-10-21	23-10-2021	04-10-2021	30-10-2021

## 3. ADMISSION TICKET APPROVED ABSTRACT

PROGRAMME	ODD SEMESTER		EVEN SEMESTER	
	SEM	No. Of Applicants	SEM	No. Of Applicants
B.Sc.	I	324	II	PROMOTED*
	III	328	IV	
	V	315	VI	349
BCA	I	160	II	PROMOTED*
	III	154	IV	
	V	160	VI	161
M.Sc. [PHYSICS]	I	13	II	PROMOTED*
	III	22	IV	22
M.Sc. [MATHEMATICS]	I	20	II	PROMOTED*
	III	22	IV	22
M.Sc. [CHEMISTRY]	I	20	II	PROMOTED*
	III	7	IV	7
Total		1545		561

#### 4. PUBLICATION OF RESULTS

RESULT DECLARATION DATES				
PROGRAMME	ODD SEMESTER		EVEN SEMESTER	
	SEM	DATE	SEM	DATE
B.Sc.	I	12-11-2021	II	30-11-2021*
	III	16-10-2021	IV	30-11-2021*
	V	16-10-2021	VI	02-11-2021
BCA	I	12-11-2021	II	30-11-2021*
	III	16-10-2021	IV	30-11-2021*
	V	16-10-2021	VI	12-11-2021
M.Sc. PHYSICS	I	02-09-2021	II	30-11-2021*
	III	02-09-2021	IV	30-11-2021
M.Sc. MATHEMATICS	I	02-09-2021	II	30-11-2021*
	III	02-09-2021	IV	30-11-2021
M.Sc. CHEMISTRY	I	02-09-2021	II	30-11-2021*
	III	02-09-2021	IV	30-11-2021

\*Promotion Results due to Covid -19.

**5. LIST OF RANK HOLDERS**

PROGRAMME	RANK	REG. No.	NAME	Aggregate % / CGPA
B.Sc.	I	BSC18108 BSC18254	SIMRAN PANDEY ROHAN MELAVANKI	96.89 96.89
	II	BSC18061	NAZIYA MUJAWAR	95.47
	III	BSC18221	DEEPA PAYANNAVAR	95.19
BCA	I	BCA18044	HANMANT NAMDEV GORAL	94.44
	II	BCA18145	SUDASHREE CHINNAPPA KALLI	94.36
	III	BCA18035	DAIZY DSOUZA	94.03
M.Sc. [PHYSICS]	I	MSCP19007	DIVYA PATIL	9.02
M.Sc. [MATHEMATICS]	I	MSCM19005	BHAVANA APPAJI PATIL	9.48
M.Sc. [CHEMISTRY]	I	MSCC19002	HEMA KOKKARAGUNDI	7.80

**6. COMPLAINTS /GRIEVANCES/ REVALUATION**

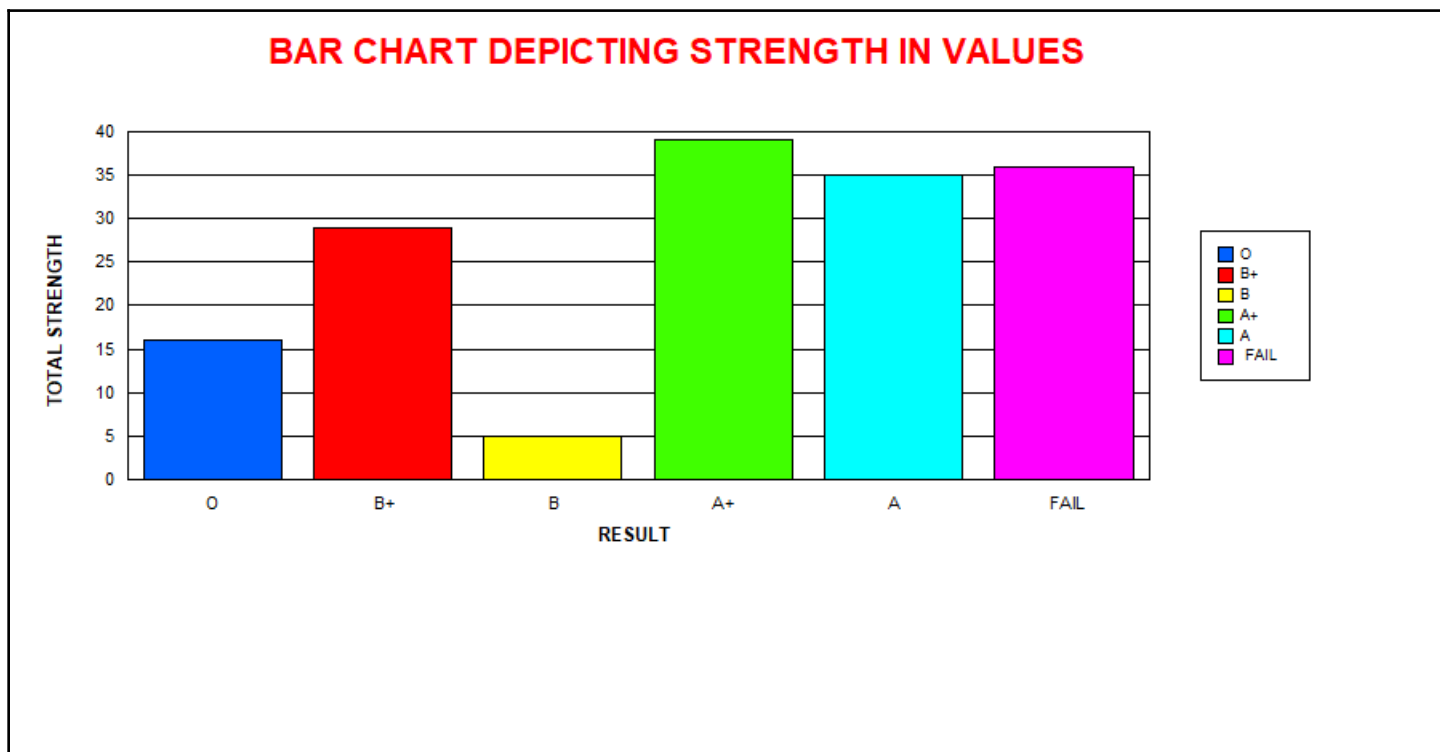
<b>PARTICULARS</b>	<b>ODD SEMESTER</b>	<b>EVEN SEMESTER</b>
<b>Total No. Of Grievances received against Revaluation</b>	<b>16</b>	<b>5</b>
<b>Other Complaints</b>	<b>NIL</b>	<b>NIL</b>



## 7. EXTRACTION OF PROGRAMME WISE RESULTS

- Odd Semester Results
- Even Semester Results

B.C.A.- I SEMESTER [CBCS]										
	M	F	T	CLASS	M	%	F	%	T	%
					% w.r.t Tot Passed M	% w.r.t Tot Passed M	% w.r.t Tot Passed	% w.r.t Tot Passed	% w.r.t Tot Passed	% w.r.t Tot Passed
<b>Total Strength</b>	92	68	160	<b>O GRADE</b>	4	5.80	12	21.82	16	12.90
<b>Total Appeared</b>	92	68	160	<b>A+ GRADE</b>	21	30.43	18	32.73	39	31.45
<b>Total Absent</b>	0	0	0	<b>A GRADE</b>	17	24.64	18	32.73	35	28.23
<b>Total Passed</b>	69	55	124	<b>B+ GRADE</b>	23	33.33	6	10.91	29	23.39
<b>Total Failed</b>	23	13	36	<b>B GRADE</b>	4	5.80	1	1.82	5	4
				<b>C GRADE</b>	0	0.00	0	0	0	0
<b>Pass Percentage</b>	75.00	80.88	77.50	<b>P GRADE</b>	0	0.00	0	0.00	0	0.00



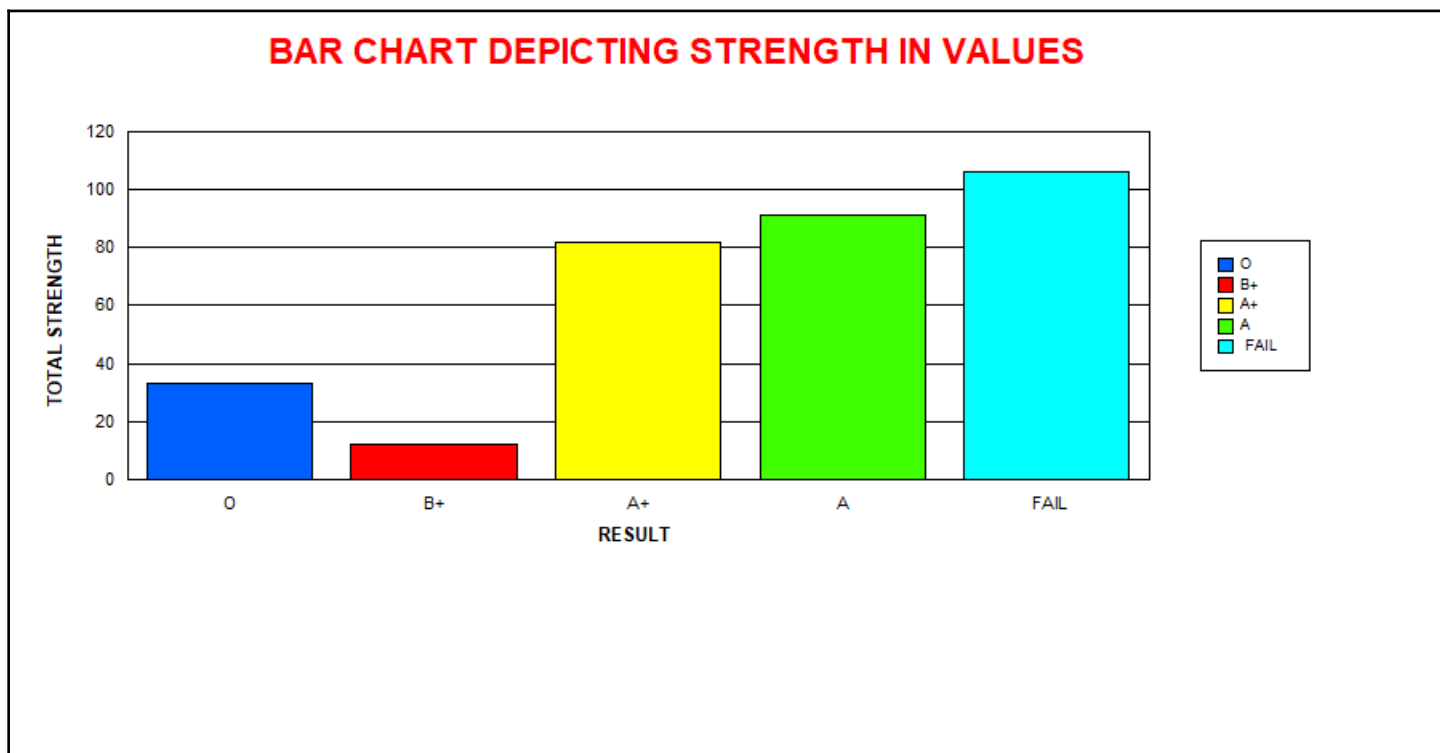
**RAJA LAKHAMAGOUDA SCIENCE INSTITUTE (AUTONOMOUS)**

**BELAGAVI**

**COURSE WISE RESULT ANALYSIS**

EXAMINATION OF APR-21

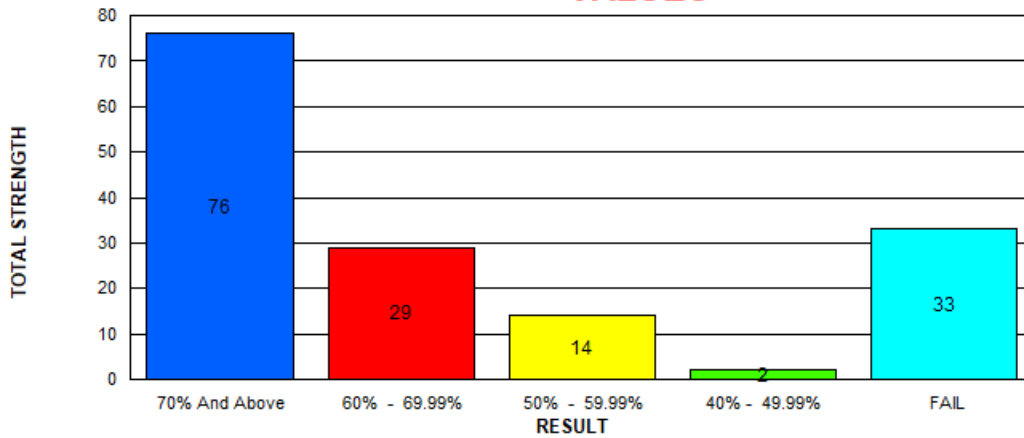
B.Sc.- I SEMESTER [CBCS]										
	M	F	T	CLASS	M	%	F	%	T	%
					% w.r.t Tot Passed M		% w.r.t Tot Passed		% w.r.t Tot Passed	
<b>Total Strength</b>	115	209	324	<b>O GRADE</b>	7	11.29	26	16.67	33	15.14
<b>Total Appeared</b>	115	209	324	<b>A+ GRADE</b>	18	29.03	64	41.03	82	37.61
<b>Total Absent</b>	0	0	0	<b>A GRADE</b>	32	51.61	59	37.82	91	41.74
<b>Total Passed</b>	62	156	218	<b>B+ GRADE</b>	5	8.06	7	4.49	12	5.50
<b>Total Failed</b>	53	53	106	<b>B GRADE</b>	0	0.00	0	0.00	0	0
				<b>C GRADE</b>	0	0.00	0	0	0	0
<b>Pass Percentage</b>	53.91	74.64	67.28	<b>P GRADE</b>	0	0.00	0	0.00	0	0.00



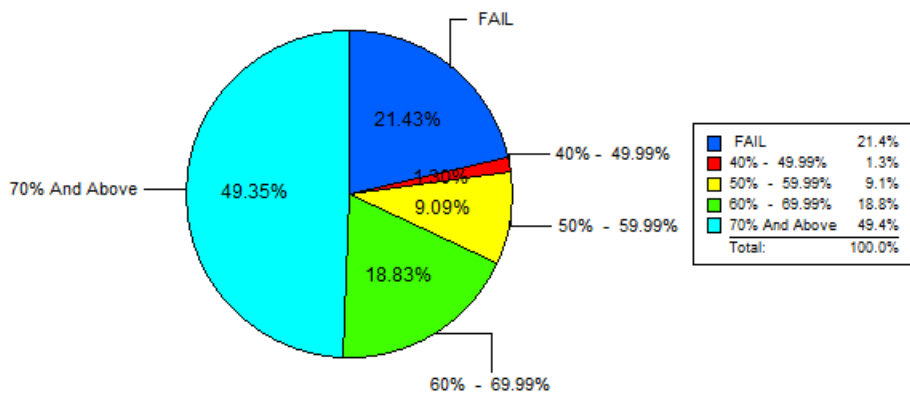
K.L.E Society's  
**RAJA LAKHAMAGOUDA SCIENCE INSTITUTE (AUTONOMOUS)**  
 BELAGAVI  
**COURSE WISE RESULT ANALYSIS**  
 EXAMINATION OF APR-21

B.C.A.- III SEMESTER										
	M	F	T							
				CLASS	M	%	F	%	T	%
					% w.r.t Tot Passed M		% w.r.t Tot Passed		% w.r.t Tot Passed	
<b>Total Strength</b>	86	68	154	<b>70% And Above</b>	28	47.46	48	77.42	76	62.81
<b>Total Appeared</b>	86	68	154	<b>60 % To 70%</b>	17	28.81	12	19.35	29	23.97
<b>Total Absent</b>	0	0	0	<b>50 % To 60%</b>	12	20.34	2	3.23	14	11.57
<b>Total Passed</b>	59	62	121	<b>40 % To 50%</b>	2	3.39	0	0.00	2	1.65
<b>Total Failed</b>	27	6	33							
<b>Pass Percentage</b>	68.60	91.18	78.57							

**BAR CHART DEPICTING STRENGTH IN VALUES**



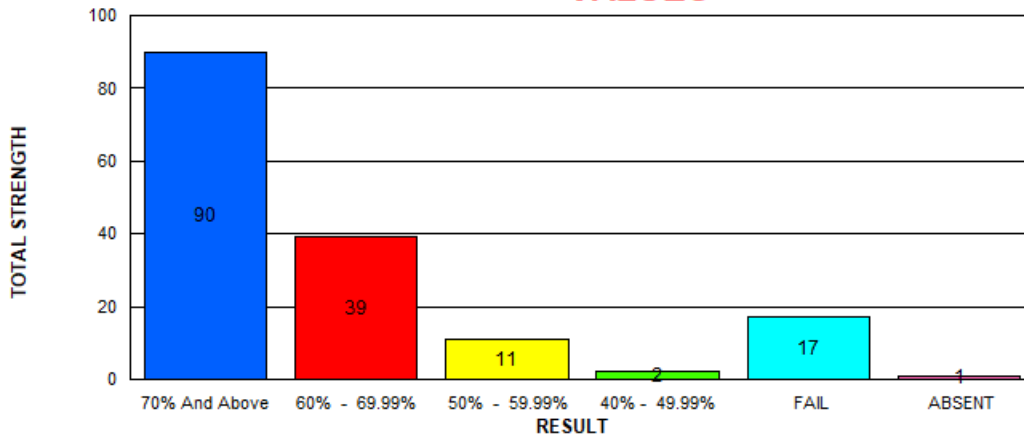
**PIE CHART DEPICTING THE RESULT ANALYSIS**



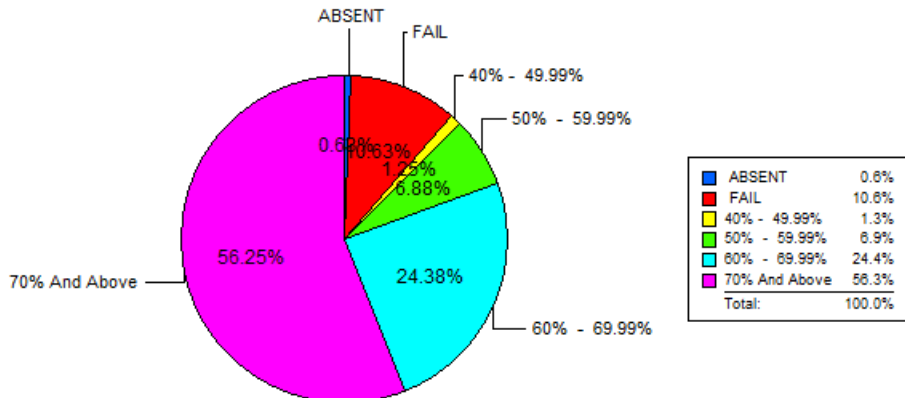
K.L.E Society's  
**RAJA LAKHAMAGOUDA SCIENCE INSTITUTE (AUTONOMOUS)**  
 BELAGAVI  
**COURSE WISE RESULT ANALYSIS**  
 EXAMINATION OF APR-21

B.C.A.- V SEMESTER										
	M	F	T	CLASS	M	%	F	%	T	%
					% w.r.t Tot Passed M		% w.r.t Tot Passed		% w.r.t Tot Passed	
<b>Total Strength</b>	83	77	160	<b>70% And Above</b>	33	46.48	57	80.28	90	63.38
<b>Total Appeared</b>	82	77	159	<b>60 % To 70%</b>	27	38.03	12	16.90	39	27.46
<b>Total Absent</b>	1	0	1	<b>50 % To 60%</b>	10	14.08	1	1.41	11	7.75
<b>Total Passed</b>	71	71	142	<b>40 % To 50%</b>	1	1.41	1	1.41	2	1.41
<b>Total Failed</b>	11	6	17							
<b>Pass Percentage</b>	86.59	92.21	89.31							

**BAR CHART DEPICTING STRENGTH IN VALUES**



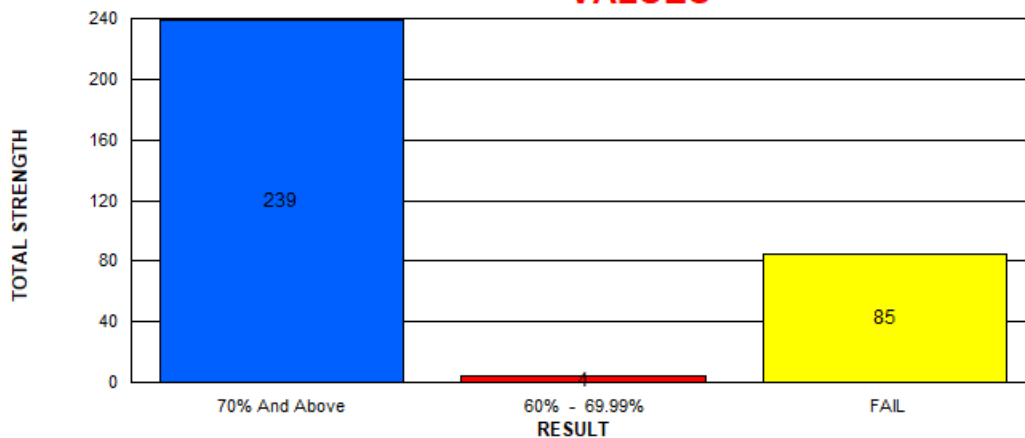
**PIE CHART DEPICTING THE RESULT ANALYSIS**



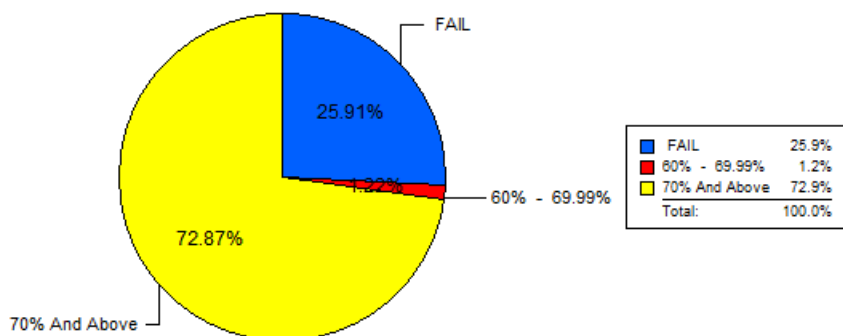
K.L.E Society's  
**RAJA LAKHAMAGOUDA SCIENCE INSTITUTE (AUTONOMOUS)**  
**BELAGAVI**  
**COURSE WISE RESULT ANALYSIS**  
 EXAMINATION OF APR-21

B.Sc.- III SEMESTER										
	M	F	T							
				CLASS	M	%	F	%	T	%
					% w.r.t Tot Passed M		% w.r.t Tot Passed		% w.r.t Tot Passed	
<b>Total Strength</b>	115	213	328	<b>70% And Above</b>	66	94.29	173	100.00	239	98.35
<b>Total Appeared</b>	115	213	328	<b>60 % To 70%</b>	4	5.71	0	0.00	4	1.65
<b>Total Absent</b>	0	0	0	<b>50 % To 60%</b>	0	0.00	0	0.00	0	0.00
<b>Total Passed</b>	70	173	243	<b>40 % To 50%</b>	0	0.00	0	0.00	0	0.00
<b>Total Failed</b>	45	40	85							
<b>Pass Percentage</b>	60.87	81.22	74.09							

**BAR CHART DEPICTING STRENGTH IN VALUES**



**PIE CHART DEPICTING THE RESULT ANALYSIS**



K.L.E Society's  
**RAJA LAKHAMAGOUDA SCIENCE INSTITUTE (AUTONOMOUS)**  
**BELAGAVI**  
**COURSE WISE RESULT ANALYSIS**  
 EXAMINATION OF APR-21

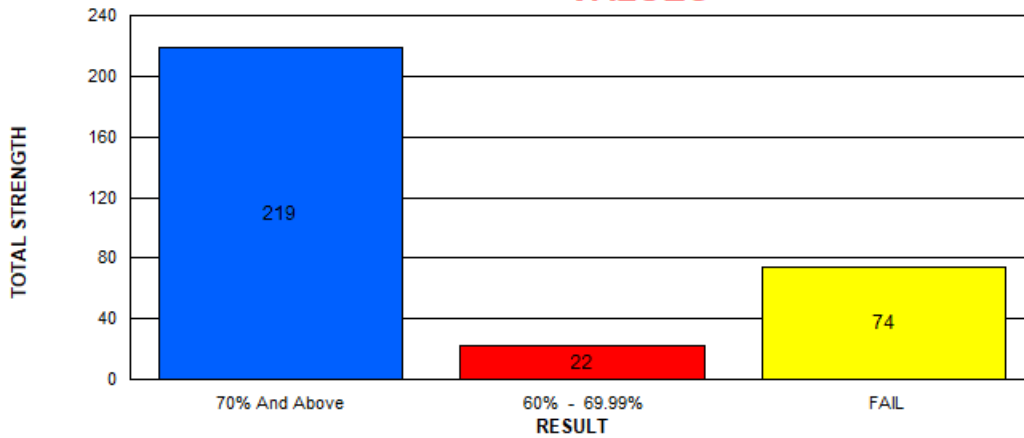
**B.Sc.- V SEMESTER**

	M	F	T	CLASS					
				M	%	F	%	T	%
				% w.r.t Tot Passed M		% w.r.t Tot Passed		% w.r.t Tot Passed	
<b>Total Strength</b>	110	205	315						
<b>Total Appeared</b>	110	205	315						
<b>Total Absent</b>	0	0	0						
<b>Total Passed</b>	67	174	241						
<b>Total Failed</b>	43	31	74						
<b>Pass Percentage</b>	60.91	84.88	76.51						

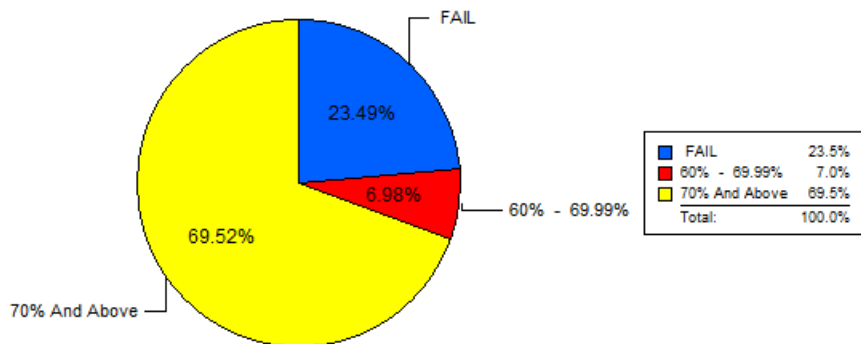
  

CLASS	M	%	F	%	T	%
<b>70% And Above</b>	58	86.57	161	92.53	219	90.87
<b>60 % To 70%</b>	9	13.43	13	7.47	22	9.13
<b>50 % To 60%</b>	0	0.00	0	0.00	0	0.00
<b>40 % To 50%</b>	0	0.00	0	0.00	0	0.00

**BAR CHART DEPICTING STRENGTH IN VALUES**



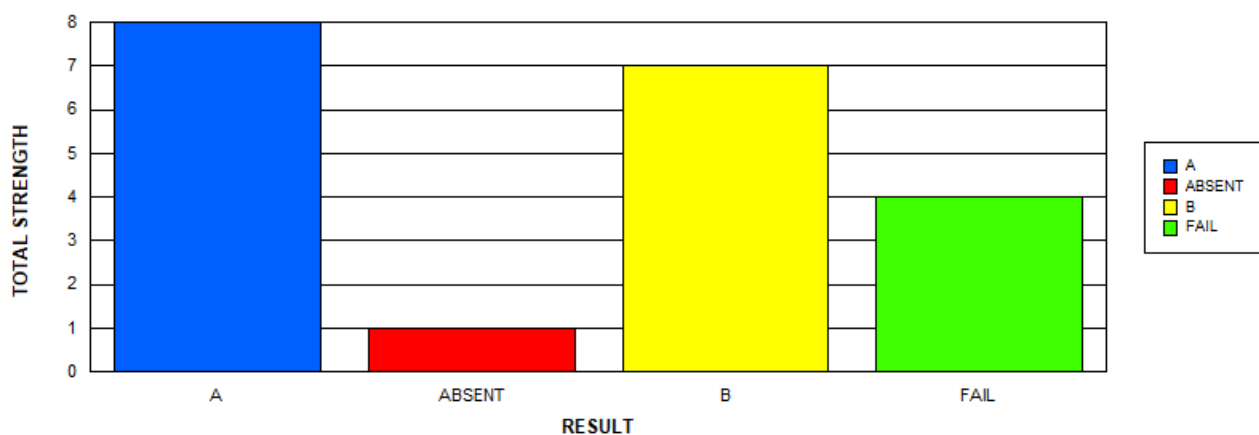
**PIE CHART DEPICTING THE RESULT ANALYSIS**



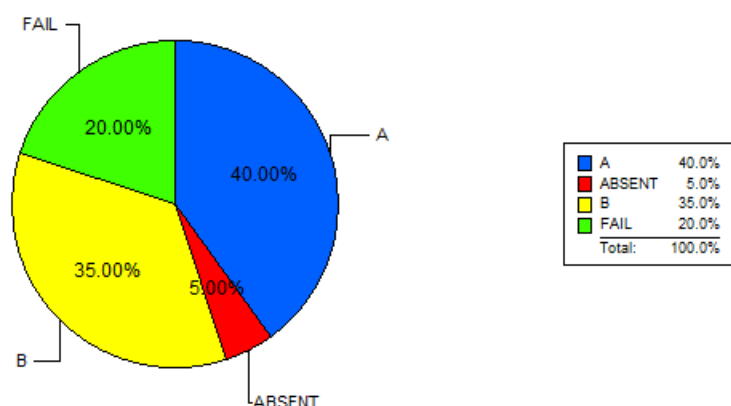
K.L.E Society's  
**RAJA LAKHAMAGOUDA SCIENCE INSTITUTE (AUTONOMOUS)**  
**BELAGAVI**  
**COURSE WISE RESULT ANALYSIS**  
 EXAMINATION OF JUL-21[PG]

MSC CHEMISTRY I SEMESTER										
	M	F	T							
				GRADE	M	%	F	%	T	%
					% w.r.t Tot Passed M		% w.r.t Tot Passed		% w.r.t Tot Passed	
Total Strength	6	14	20	A	2	50.00	6	54.55	8	53.33
Total Appeared	5	14	19	B	2	50.00	5	45.45	7	46.67
Total Absent	1	0	1	C	0	0.00	0	0.00	0	0.00
Total Passed	4	11	15	D	0	0.00	0	0.00	0	0.00
Total Failed	1	3	4							
Pass Percentage	80.00	78.57	78.95							

BAR CHART DEPICTING STRENGTH IN VALUES



PIE CHART DEPICTING THE RESULT ANALYSIS





K.L.E Society's  
**RAJA LAKHAMAGOUDA SCIENCE INSTITUTE (AUTONOMOUS)**  
 BELAGAVI  
**COURSE WISE RESULT ANALYSIS**  
 EXAMINATION OF JUL-21[PG]

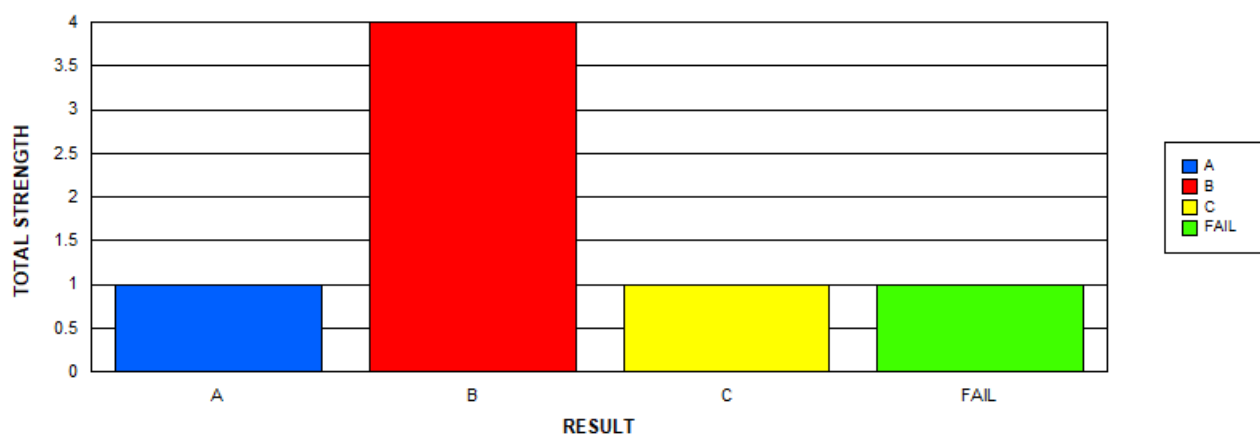
**MSC CHEMISTRY III SEMESTER**

	M	F	T				
<b>Total Strength</b>	3	4	7				
<b>Total Appeared</b>	3	4	7				
<b>Total Absent</b>	0	0	0				
<b>Total Passed</b>	2	4	6				
<b>Total Failed</b>	1	0	1				
<b>Pass Percentage</b>	66.67	100.00	85.71				

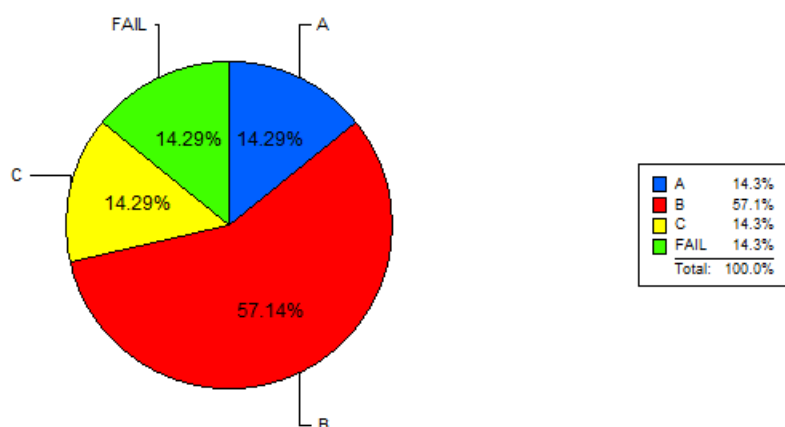
  

GRADE	M	%	F	%	T	%
	% w.r.t Tot Passed M		% w.r.t Tot Passed		% w.r.t Tot Passed	
<b>A</b>	0	0.00	1	25.00	1	16.67
<b>B</b>	1	50.00	3	75.00	4	66.67
<b>C</b>	1	50.00	0	0.00	1	16.67
<b>D</b>	0	0.00	0	0.00	0	0.00

**BAR CHART DEPICTING STRENGTH IN VALUES**



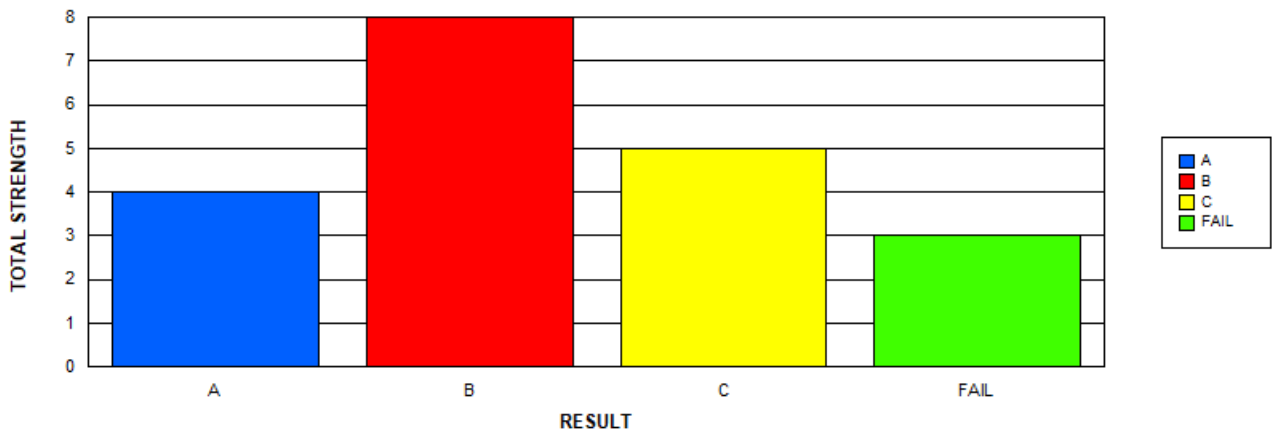
**PIE CHART DEPICTING THE RESULT ANALYSIS**



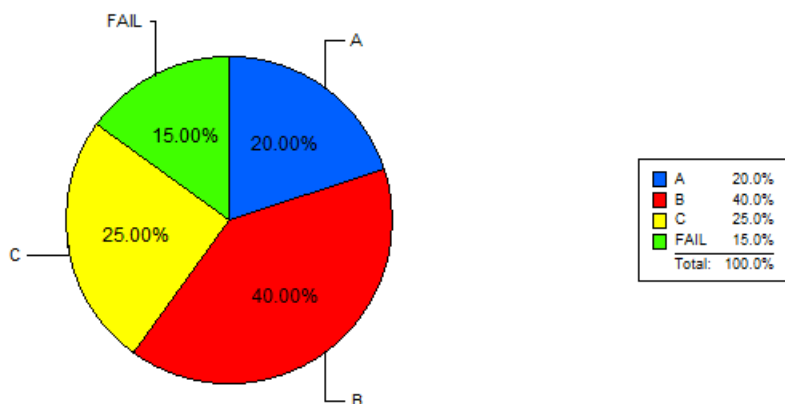
K.L.E Society's  
**RAJA LAKHAMAGOUDA SCIENCE INSTITUTE (AUTONOMOUS)**  
 BELAGAVI  
**COURSE WISE RESULT ANALYSIS**  
 EXAMINATION OF JUL-21[PG]

MSC MATHEMATICS SEMESTER I										
	M	F	T							
				GRADE	M	%	F	%	T	%
					% w.r.t Tot Passed M		% w.r.t Tot Passed		% w.r.t Tot Passed	
<b>Total Strength</b>	0	20	20	A	0	0.00	4	23.53	4	23.53
<b>Total Appeared</b>	0	20	20	B	0	0.00	8	47.06	8	47.06
<b>Total Absent</b>	0	0	0	C	0	0.00	5	29.41	5	29.41
<b>Total Passed</b>	0	17	17	D	0	0.00	0	0.00	0	0.00
<b>Total Failed</b>	0	3	3							
<b>Pass Percentage</b>	0.00	85.00	85.00							

**BAR CHART DEPICTING STRENGTH IN VALUES**



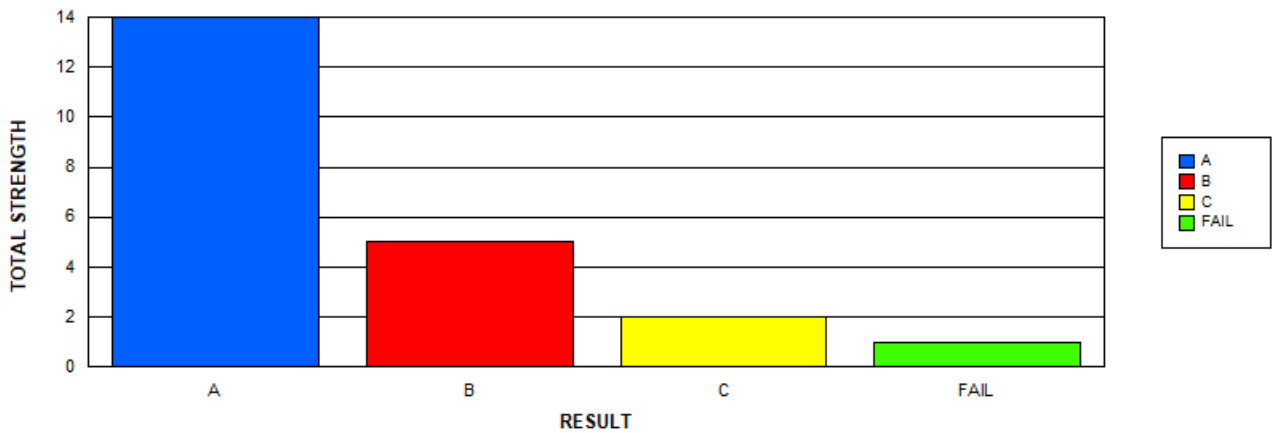
**PIE CHART DEPICTING THE RESULT ANALYSIS**



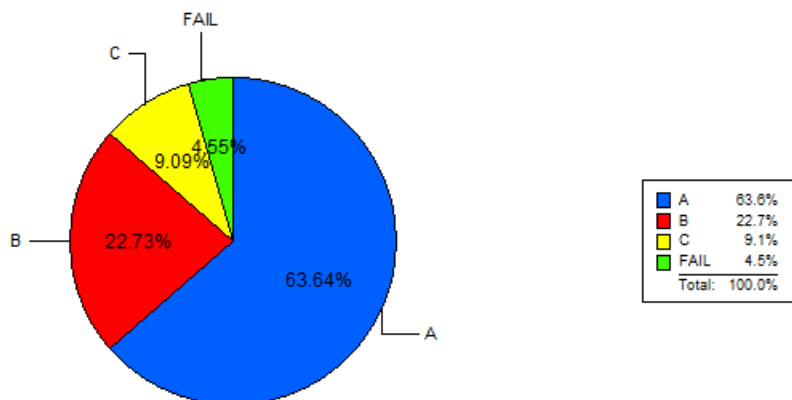
K.L.E Society's  
**RAJA LAKHAMAGOUDA SCIENCE INSTITUTE (AUTONOMOUS)**  
**BELAGAVI**  
**COURSE WISE RESULT ANALYSIS**  
 EXAMINATION OF JUL-21[PG]

MSC MATHEMATICS SEMESTER III										
	M	F	T							
				GRADE	M	%	F	%	T	%
					% w.r.t Tot Passed M		% w.r.t Tot Passed		% w.r.t Tot Passed	
<b>Total Strength</b>	3	19	22	<b>A</b>	2	100.00	12	63.16	14	66.67
<b>Total Appeared</b>	3	19	22	<b>B</b>	0	0.00	5	26.32	5	23.81
<b>Total Absent</b>	0	0	0	<b>C</b>	0	0.00	2	10.53	2	9.52
<b>Total Passed</b>	2	19	21	<b>D</b>	0	0.00	0	0.00	0	0.00
<b>Total Failed</b>	1	0	1							
<b>Pass Percentage</b>	66.67	100.00	95.45							

**BAR CHART DEPICTING STRENGTH IN VALUES**



**PIE CHART DEPICTING THE RESULT ANALYSIS**



K.L.E Society's  
**RAJA LAKHAMAGOUDA SCIENCE INSTITUTE (AUTONOMOUS)**  
**BELAGAVI**  
**COURSE WISE RESULT ANALYSIS**  
 EXAMINATION OF JUL-21[PG]

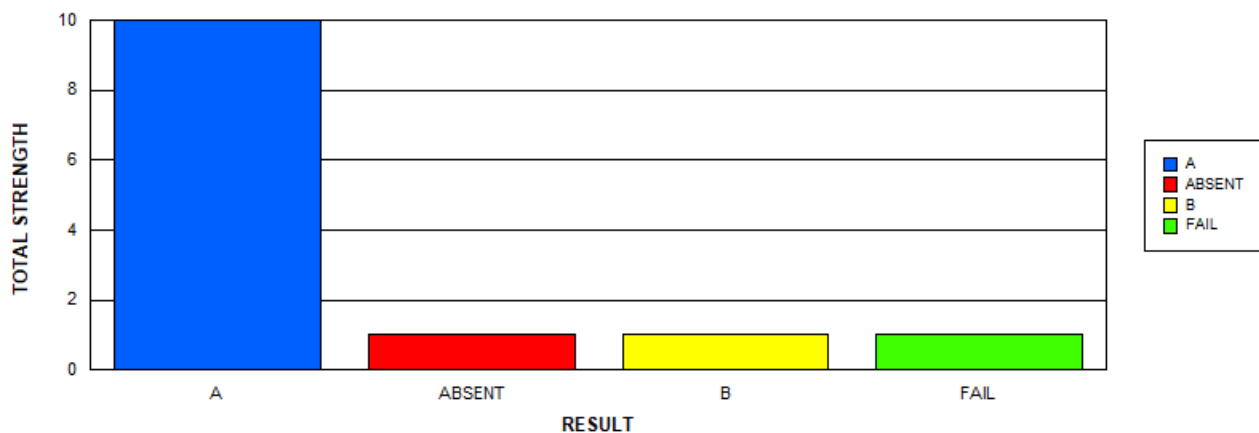
**MSC PHYSICS I SEMESTER**

	M	F	T				
<b>Total Strength</b>	1	12	13				
<b>Total Appeared</b>	1	11	12				
<b>Total Absent</b>	0	1	1				
<b>Total Passed</b>	1	10	11				
<b>Total Failed</b>	0	1	1				
<b>Pass Percentage</b>	100.00	90.91	91.67				

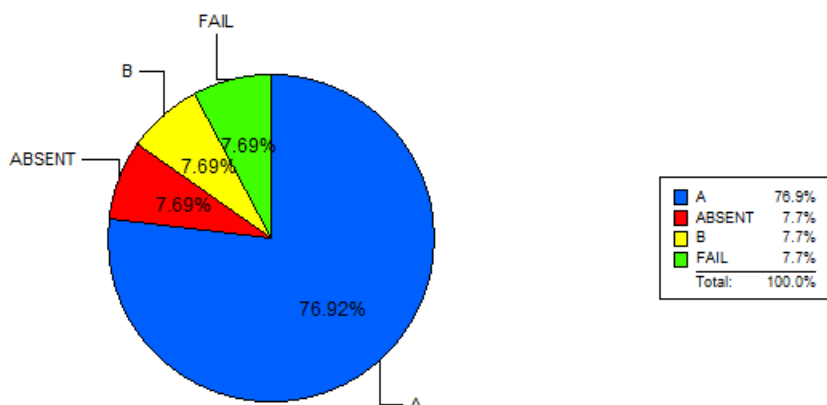
  

GRADE	M	%	F	%	T	%
	% w.r.t Tot Passed M		% w.r.t Tot Passed		% w.r.t Tot Passed	
<b>A</b>	1	100.00	9	90.00	10	90.91
<b>B</b>	0	0.00	1	10.00	1	9.09
<b>C</b>	0	0.00	0	0.00	0	0.00
<b>D</b>	0	0.00	0	0.00	0	0.00

**BAR CHART DEPICTING STRENGTH IN VALUES**



**PIE CHART DEPICTING THE RESULT ANALYSIS**



K.L.E Society's  
**RAJA LAKHAMAGOUDA SCIENCE INSTITUTE (AUTONOMOUS)**  
**BELAGAVI**  
**COURSE WISE RESULT ANALYSIS**  
 EXAMINATION OF JUL-21[PG]

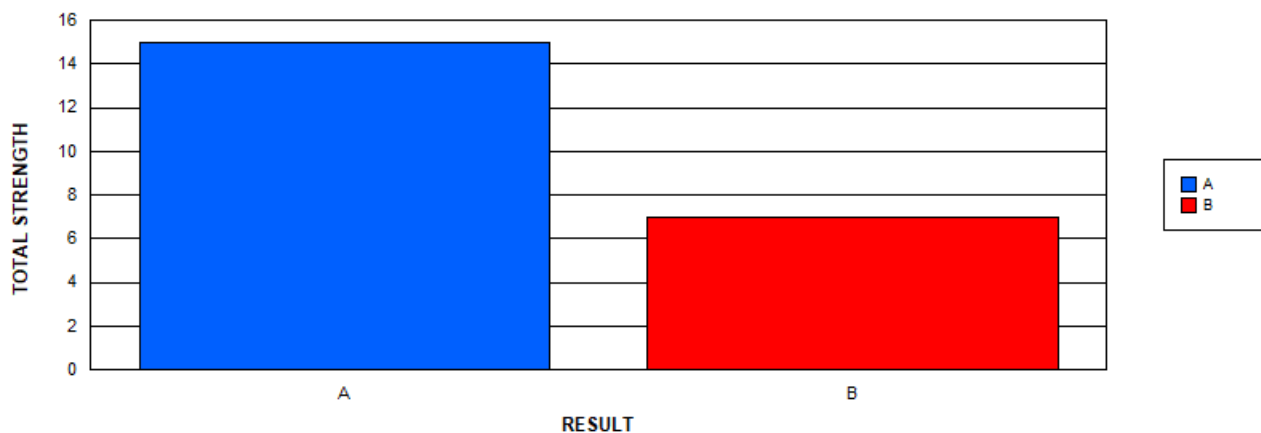
**MSC PHYSICS III SEMESTER**

	M	F	T				
<b>Total Strength</b>	3	19	22				
<b>Total Appeared</b>	3	19	22				
<b>Total Absent</b>	0	0	0				
<b>Total Passed</b>	3	19	22				
<b>Total Failed</b>	0	0	0				
<b>Pass Percentage</b>	100.00	100.00	100.00				

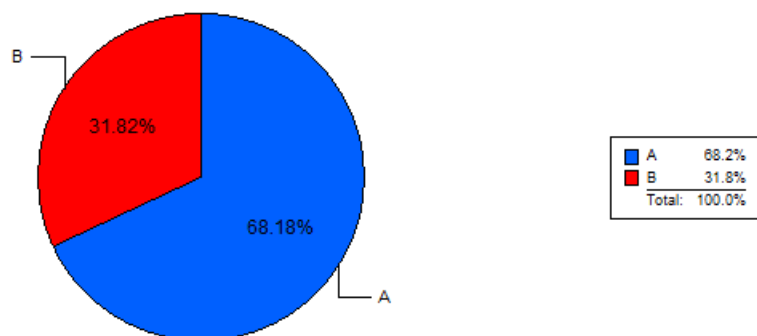
  

GRADE	M	%	F	%	T	%
	% w.r.t Tot Passed M		% w.r.t Tot Passed		% w.r.t Tot Passed	
<b>A</b>	2	66.67	13	68.42	15	68.18
<b>B</b>	1	33.33	6	31.58	7	31.82
<b>C</b>	0	0.00	0	0.00	0	0.00
<b>D</b>	0	0.00	0	0.00	0	0.00

**BAR CHART DEPICTING STRENGTH IN VALUES**



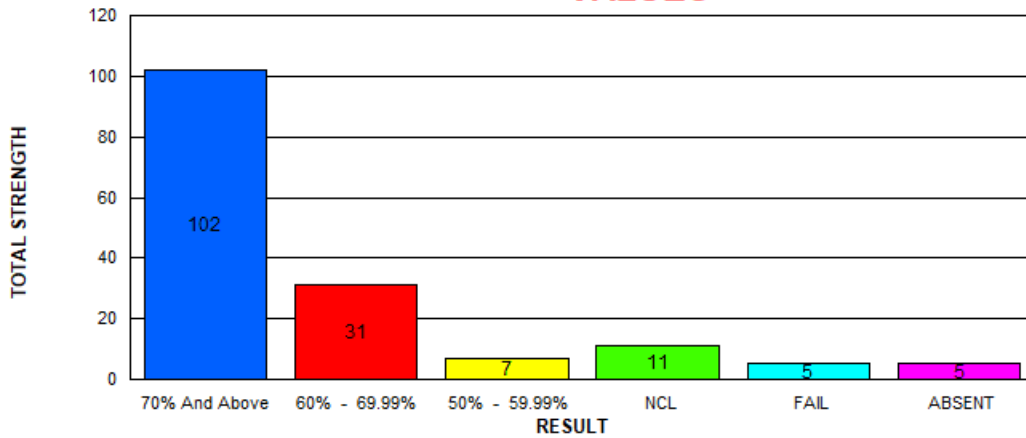
**PIE CHART DEPICTING THE RESULT ANALYSIS**



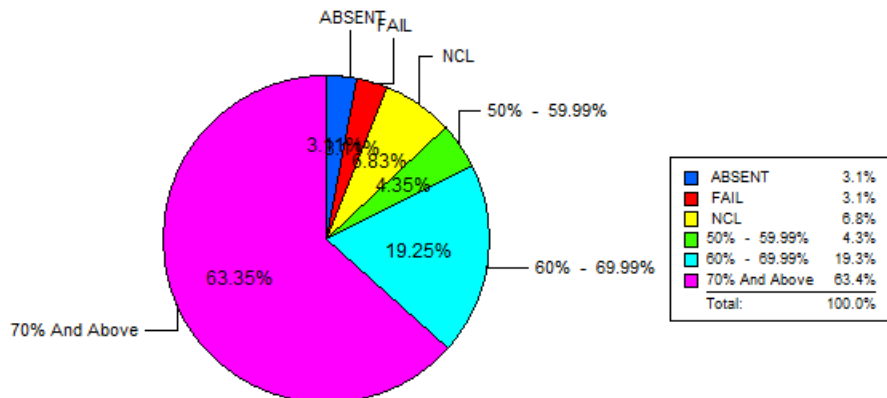
K.L.E Society's  
**RAJA LAKHAMAGOUDA SCIENCE INSTITUTE (AUTONOMOUS)**  
 BELAGAVI  
**COURSE WISE RESULT ANALYSIS**  
 EXAMINATION OF SEPT-21

B.C.A.- VI SEMESTER											
	M	F	T	CLASS		M	%	F	%	T	%
						% w.r.t Tot Passed M		% w.r.t Tot Passed		% w.r.t Tot Passed	
<b>Total Strength</b>	84	77	161	<b>70% And Above</b>	40	57.97	62	87.32	102	72.86	
<b>Total Appeared</b>	79	77	156	<b>60 % To 70%</b>	24	34.78	7	9.86	31	22.14	
<b>Total Absent</b>	5	0	5	<b>50 % To 60%</b>	5	7.25	2	2.82	7	5.00	
<b>Total Passed</b>	69	71	140	<b>40 % To 50%</b>	0	0.00	0	0.00	0	0.00	
<b>Total Failed</b>	4	1	5								
<b>Total NCL</b>	6	5	11								
<b>Pass Percentage</b>	87.34	92.21	89.74								

**BAR CHART DEPICTING STRENGTH IN VALUES**



**PIE CHART DEPICTING THE RESULT ANALYSIS**

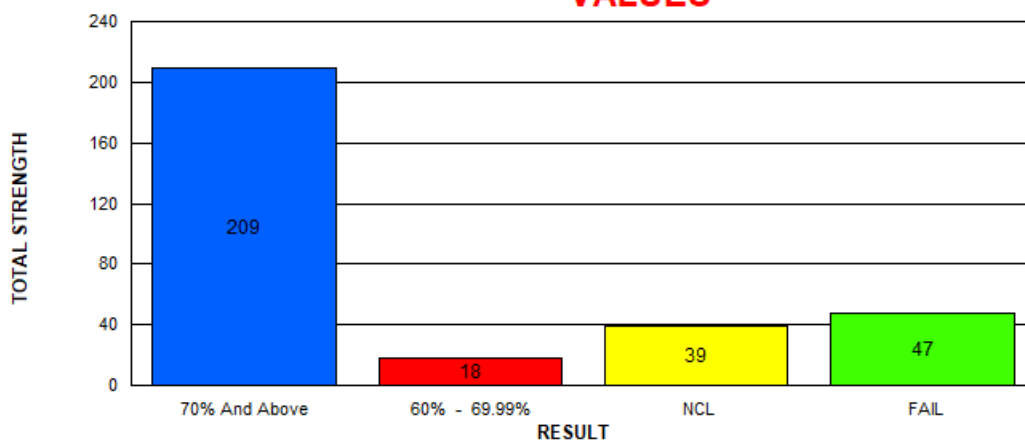


K.L.E Society's  
**RAJA LAKHAMAGOUDA SCIENCE INSTITUTE (AUTONOMOUS)**  
**BELAGAVI**  
**COURSE WISE RESULT ANALYSIS**  
 EXAMINATION OF SEPT-21

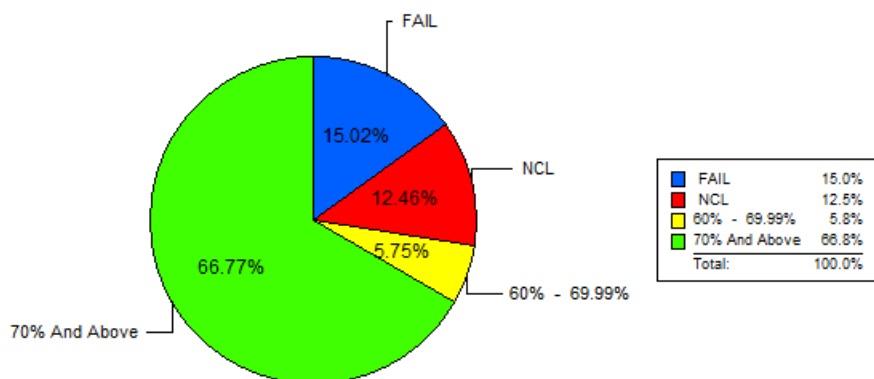
**B.Sc.- VI SEMESTER**

	M	F	T								
				CLASS	M	%	F	%	T	%	
					% w.r.t Tot Passed M		% w.r.t Tot Passed		% w.r.t Tot Passed		
<b>Total Strength</b>	109	204	313	<b>70% And Above</b>	46	80.70	163	95.88	209	92.07	
<b>Total Appeared</b>	109	204	313	<b>60 % To 70%</b>	11	19.30	7	4.12	18	7.93	
<b>Total Absent</b>	0	0	0	<b>50 % To 60%</b>	0	0.00	0	0.00	0	0.00	
<b>Total Passed</b>	57	170	227	<b>40 % To 50%</b>	0	0.00	0	0.00	0	0.00	
<b>Total Failed</b>	31	16	47								
<b>Total NCL</b>	21	18	39								
<b>Pass Percentage</b>	52.29	83.33	72.52								

**BAR CHART DEPICTING STRENGTH IN VALUES**



**PIE CHART DEPICTING THE RESULT ANALYSIS**



K.L.E Society's  
**RAJA LAKHAMAGOUDA SCIENCE INSTITUTE (AUTONOMOUS)**  
 BELAGAVI  
**COURSE WISE RESULT ANALYSIS**  
 EXAMINATION OF OCT-21[PG]

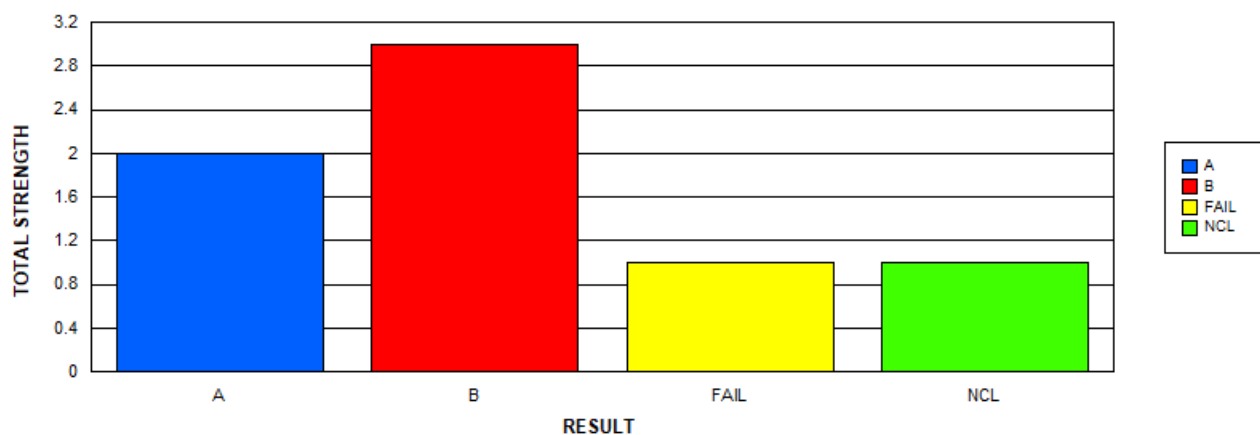
**MSC CHEMISTRY IV SEMESTER**

	M	F	T				
<b>Total Strength</b>	3	4	7				
<b>Total Appeared</b>	3	4	7				
<b>Total Absent</b>	0	0	0				
<b>Total Passed</b>	1	4	5				
<b>Total Failed</b>	1	0	1				
<b>Total NCL</b>	1	0	1				
<b>Pass Percentage</b>	33.33	100.00	71.43				

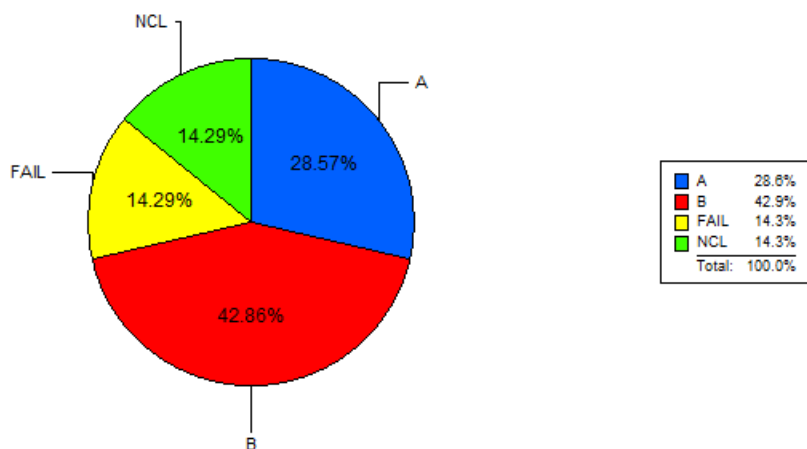
  

GRADE	M	%	F	%	T	%
	% w.r.t Tot Passed M		% w.r.t Tot Passed		% w.r.t Tot Passed	
<b>A</b>	0	0.00	2	50.00	2	40.00
<b>B</b>	1	100.00	2	50.00	3	60.00
<b>C</b>	0	0.00	0	0.00	0	0.00
<b>D</b>	0	0.00	0	0.00	0	0.00

**BAR CHART DEPICTING STRENGTH IN VALUES**



**PIE CHART DEPICTING THE RESULT ANALYSIS**

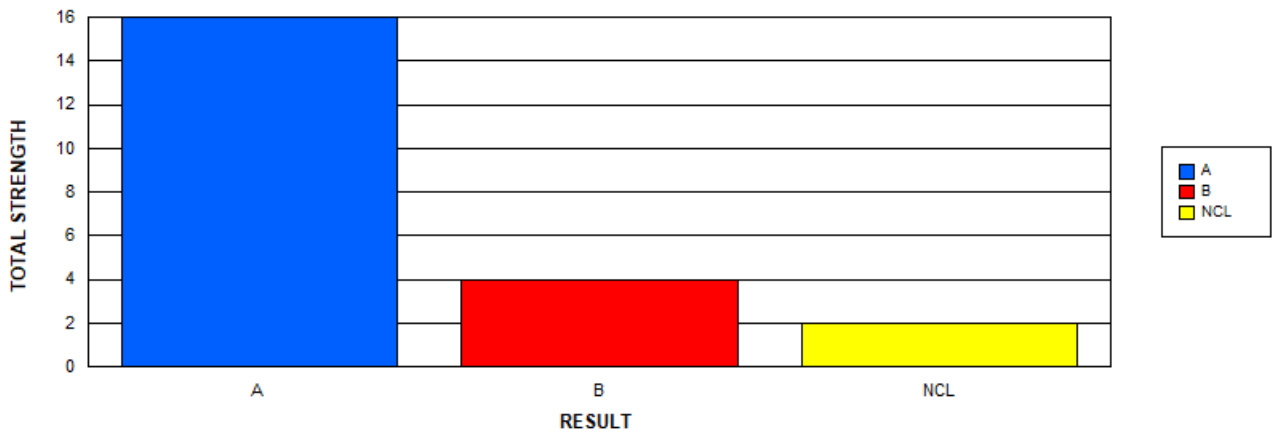




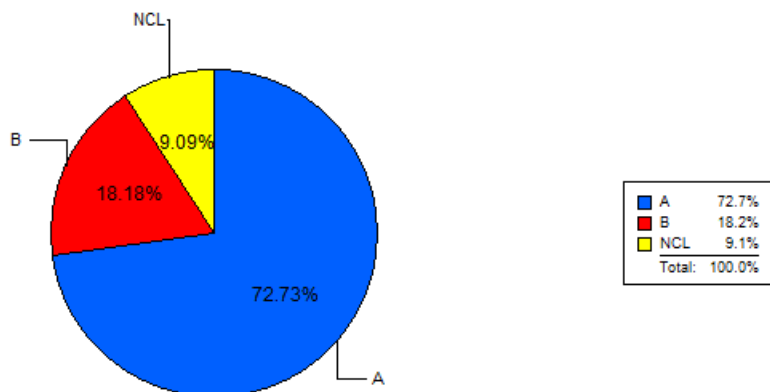
K.L.E Society's  
**RAJA LAKHAMAGOUDA SCIENCE INSTITUTE (AUTONOMOUS)**  
**BELAGAVI**  
**COURSE WISE RESULT ANALYSIS**  
 EXAMINATION OF OCT-21[PG]

MSC MATHEMATICS SEMESTER IV										
	M	F	T							
				GRADE	M	%	F	%	T	%
					% w.r.t Tot Passed M		% w.r.t Tot Passed		% w.r.t Tot Passed	
Total Strength	3	19	22	A	1	50.00	15	83.33	16	80.00
Total Appeared	3	19	22	B	1	50.00	3	16.67	4	20.00
Total Absent	0	0	0	C	0	0.00	0	0.00	0	0.00
Total Passed	2	18	20	D	0	0.00	0	0.00	0	0.00
Total Failed	0	0	0							
Total NCL	1	1	2							
Pass Percentage	66.67	94.74	90.91							

BAR CHART DEPICTING STRENGTH IN VALUES



PIE CHART DEPICTING THE RESULT ANALYSIS



K.L.E Society's  
**RAJA LAKHAMAGOUDA SCIENCE INSTITUTE (AUTONOMOUS)**  
**BELAGAVI**  
**COURSE WISE RESULT ANALYSIS**  
 EXAMINATION OF OCT-21[PG]

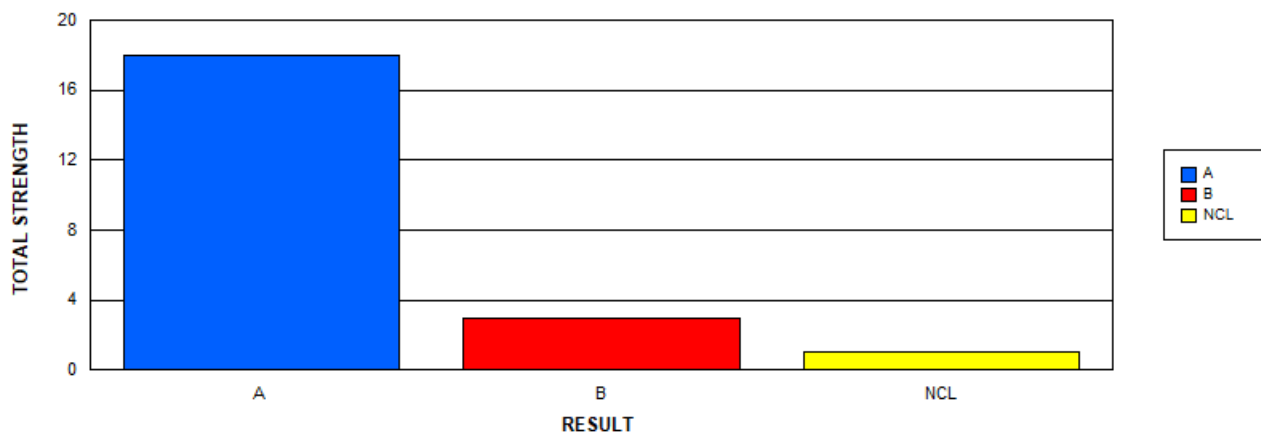
**MSC PHYSICS IV SEMESTER**

	M	F	T				
<b>Total Strength</b>	3	19	22				
<b>Total Appeared</b>	3	19	22				
<b>Total Absent</b>	0	0	0				
<b>Total Passed</b>	3	18	21				
<b>Total Failed</b>	0	0	0				
<b>Total NCL</b>	0	1	1				
<b>Pass Percentage</b>	100.00	94.74	95.45				

GRADE	M	%	F	%	T	%
	% w.r.t Tot Passed M		% w.r.t Tot Passed		% w.r.t Tot Passed	
<b>A</b>	2	66.67	16	88.89	18	85.71
<b>B</b>	1	33.33	2	11.11	3	14.29
<b>C</b>	0	0.00	0	0.00	0	0.00
<b>D</b>	0	0.00	0	0.00	0	0.00

**BAR CHART DEPICTING STRENGTH IN VALUES**



**PIE CHART DEPICTING THE RESULT ANALYSIS**

