

K.L.E. Society's
Raja Lakhamagouda Science Institute (Autonomous)
Belagavi

COE ANNUAL REPORT

2021-22

1. Introduction
2. Examination Schedule
3. Admission Ticket Approved Abstract
4. Publication of Results
5. List of Rank Holders
6. Complaints / Grievances / Revaluation
7. Pass percentage of the students in the final year examination 2021-22
8. Extract of Programme wise Results
 - Odd Semester Results
 - Even Semester Results

1. INTRODUCTION

The conduct of examinations and declaration of results is one of the important activities of Office of the Controller of Examinations of the K.L.E Society's Raja Lakhamagouda .Science Institute (Autonomous), Belagavi. The Examination Section is the backbone of the examination system. It is of paramount importance that the examinations are conducted with utmost precision, fairness and objectivity to gain public credibility and esteem. The Principal of the College is Chief Controller of Examinations .Office of the Controller of Examinations (COE) is headed by Controller of Examinations and assisted by Deputy Controller of Examinations. All examination related activities are carried under the supervision of office of COE.

1. EXAMINATION SCHEDULE

ODD SEMESTER DATES					
PROGRAMME	SEM	THEORY		PRACTICALS	
		FROM	TO	FROM	TO
B.Sc.	I	03-03-2022	21-03-2022	01-02-2022	15-02-2022
	III	04-03-2022	26-03-2022	03-02-2022	15-02-2022
	V	03-03-2022	25-03-2022	01-02-2022	15-02-2022
BCA	I	25-02-2022	09-03-2022	21-3-2022	24-03-2022
	III	03-03-2022	12-03-2022	07-4-2022	09-04-2022
	V	02-03-2022	11-03-2022	10-4-2022	12-04-2022
M.Sc. [PHYSICS]	I	02-05-2022	10-05-2022	18-05-2022	19-05-2022
	III	28-04-2022	06-05-2022	16-05-2022	17-05-2022
M.Sc. [MATHEMATICS]	I	27-04-2022	10-05-2022	-	-
	III	28-04-2022	11-05-2022	-	-
M.Sc. [CHEMISTRY]	I	29-04-2022	10-05-2022	16-05-2022	19-05-2022
	III	30-04-2022	11-05-2022	19-04-2022	21-04-2022

EVEN SEMESTER DATES					
PROGRAMME	SEM	THEORY		PRACTICALS	
		FROM	TO	FROM	TO
B.Sc.	II	07-11-2022	28-11-2022	19-10-2022	22-10-2022
	IV	03-09-2022	28-09-2022	12-08-2022	22-08-2022
	VI	02-09-2022	03-10-2022	12-08-2022	25-08-2022
BCA	II	07-11-2022	21-11-2022	17-10-2022	22-10-2022
	IV	14-09-2022	28-09-2022	15-09-2022	13-10-2022
	VI	12-09-2022	29-09-2022	15-09-2022	17-09-2022
M.Sc. [PHYSICS]	II	09-11-2022	23-11-2022	02-12-2022	02-12-2022
	IV	08-11-2022	15-11-2022	22-10-2022	21-11-2022
M.Sc. [MATHEMATICS]	II	09-11-2022	23-11-2022	30-11-2022	30-11-2022
	IV	08-11-2022	17-11-2022	30-11-2022	03-12-2022
M.Sc. [CHEMISTRY]	II	09-11-2022	23-11-2022	29-10-2022	02-12-2022
	IV	08-11-2022	15-11-2022	18-10-2022	26-11-2022

2. ADMISSION TICKET APPROVED ABSTRACT

PROGRAMME	ODD SEMESTER		EVEN SEMESTER	
	SEM	No. Of Applicants	SEM	No. Of Applicants
B.Sc.	I	240	II	227
	III	294	IV	290
	V	324	VI	322
BCA	I	216	II	197
	III	149	IV	148
	V	152	VI	151
M.Sc. [PHYSICS]	I	13	II	3
	III	22	IV	13
M.Sc. [MATHEMATICS]	I	20	II	15
	III	22	IV	17
M.Sc. [CHEMISTRY]	I	20	II	16
	III	7	IV	18
Total		1479		1417

4. PUBLICATION OF RESULTS

RESULT DECLARATION DATES				
PROGRAMME	ODD SEMESTER		EVEN SEMESTER	
	SEM	DATE	SEM	DATE
B.Sc.	I	02-04-2022	II	18-10-2022
	III	02-04-2022	IV	18-10-2022
	V	02-04-2022	VI	18-10-2022
BCA	I	03-04-2022	II	18-10-2022
	III	03-04-2022	IV	18-10-2022
	V	23-04-2022	VI	18-10-2022
M.Sc. PHYSICS	I	01-06-2022	II	17-12-2022
	III	01-06-2022	IV	17-12-2022
M.Sc. MATHEMATICS	I	01-06-2022	II	17-12-2022
	III	01-06-2022	IV	17-12-2022
M.Sc. CHEMISTRY	I	01-06-2022	II	17-12-2022
	III	01-06-2022	IV	17-12-2022

4. LIST OF RANK HOLDERS

PROGRAMME	RANK	REG. No.	NAME	Aggregate % / CGPA
B.Sc.	I	BSC19038	INDRAYANI NARVEKAR	96.16
	II	BSC19199	NAZNEEN MDYASEEN SAIT	95.06
	III	BSC19174	ANUSHA MATHAD	94.89
BCA	I	BCA19153	VAISHNAVI DHANAWADE	95.97
	II	BCA19041	DHANYA PADMAKANT MISHRA	92.58
	III	BCA19080	POOJA GADENNAVAR	92.11
M.Sc. [PHYSICS]	I	MSCP20009	RACHANA A SHERI	9.03
M.Sc. [MATHEMATICS]	I	MSCM20011	PRAGATI GANANAN GHASARI	9.18
M.Sc. [CHEMISTRY]	I	MSCC20007	KOMAL DESAI	8.42

5. COMPLAINTS /GRIEVANCES/ REVALUATION

PARTICULARS	ODD SEMESTER	EVEN SEMESTER
Total No. Of Grievances received as Revaluation	13	12
Other Complaints	NIL	NIL

6. PASS PERCENTAGE OF THE STUDENTS IN THE FINAL YEAR EXAMINATION 2021-22

Programme Code	Name of the Programme	Number of Students Appeared	Number of Students Passed	Pass Percentage
UG01A01	B.Sc. (PCM)	111	90	81.08
UG01A02	B.Sc. (CBZ)	89	77	86.52
UG01A03	B.Sc. (PMS)	15	14	93.33
UG01A04	B.Sc. (PME)	13	8	61.54
UG01A05	B.Sc. (CBBT)	28	22	78.57
UG01A06	B.Sc. (CZBT)	21	20	95.24
UG01A07	B.Sc. (MECS)	6	4	66.67
UG01A08	B.Sc. (PMCS)	37	24	64.86
UG02A01	BCA	151	114	75.50
PG01A01	M.Sc. [PHYSICS]	13	12	92.31
PG02A01	M.Sc. [MATHEMATICS]	17	16	94.12
PG03A01	M.Sc. [CHEMISTRY]	18	17	94.44
Total		519	418	80.54

8. EXTRACTION OF PROGRAMME WISE RESULTS

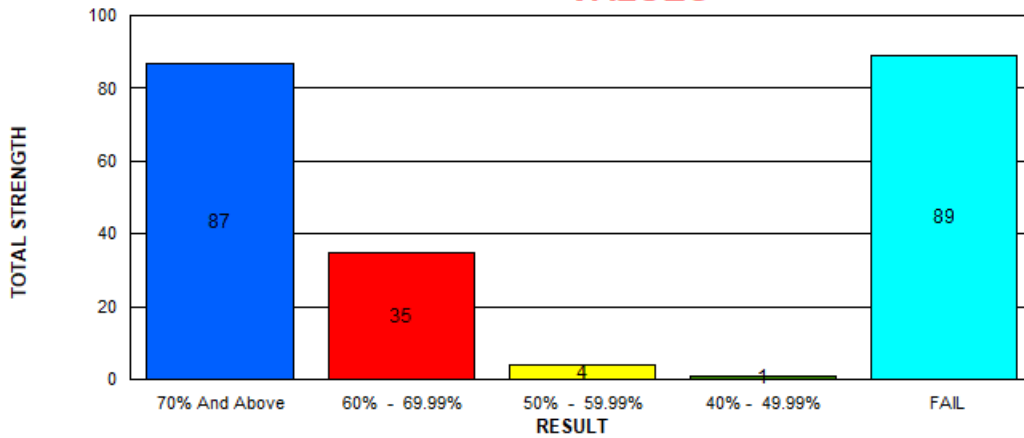
- Odd Semester Results
- Even Semester Results

K.L.E Society's
RAJA LAKHAMAGOUDA SCIENCE INSTITUTE (AUTONOMOUS)
 BELAGAVI
COURSE WISE RESULT ANALYSIS
 EXAMINATION OF FEB-22

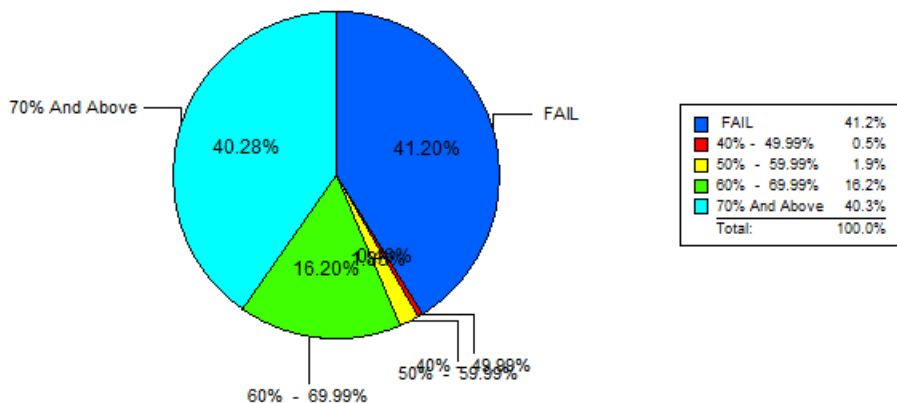
B.C.A.- I SEMESTER [NEP]

	M	F	T							
Total Strength	132	84	216	CLASS	M	%	F	%	T	%
Total Appeared	132	84	216		% w.r.t Tot Passed M		% w.r.t Tot Passed		% w.r.t Tot Passed	
Total Absent	0	0	0	70% And Above	37	60.66	50	75.76	87	68.50
Total Passed	61	66	127	60% To 70%	19	31.15	16	24.24	35	27.56
Total Failed	71	18	89	50% To 60%	4	6.56	0	0.00	4	3.15
				40% To 50%	1	1.64	0	0.00	1	0.79
Pass Percentage	46.21	78.57	58.80							

BAR CHART DEPICTING STRENGTH IN VALUES



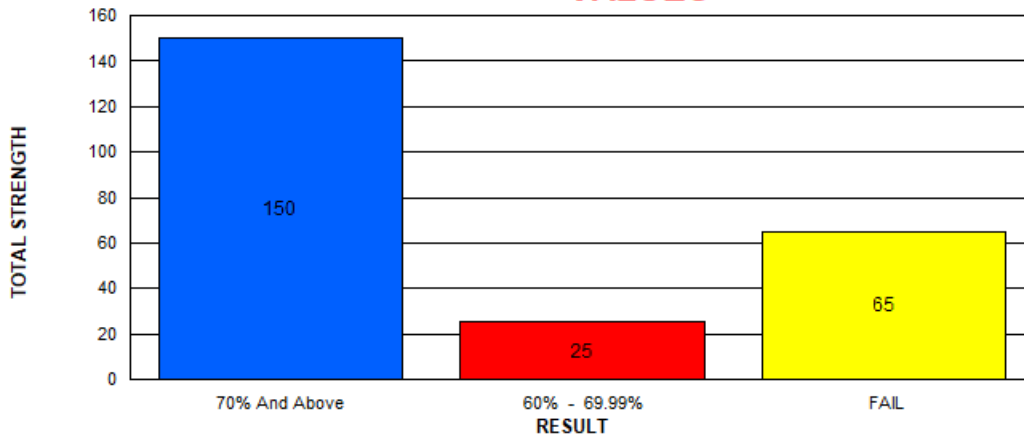
PIE CHART DEPICTING THE RESULT ANALYSIS



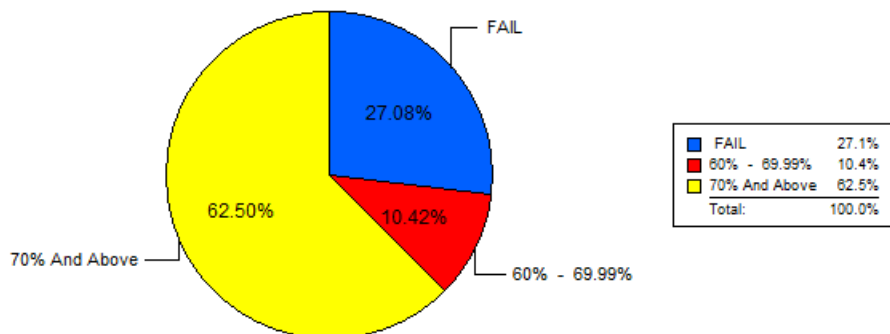
K.L.E Society's
RAJA LAKHAMAGOUDA SCIENCE INSTITUTE (AUTONOMOUS)
 BELAGAVI
COURSE WISE RESULT ANALYSIS
 EXAMINATION OF FEB-22

B.Sc.- I SEMESTER [NEP]										
	M	F	T							
				CLASS	M	%	F	%	T	%
					% w.r.t Tot Passed M		% w.r.t Tot Passed		% w.r.t Tot Passed	
Total Strength	105	135	240	70% And Above	49	76.56	101	90.99	150	85.71
Total Appeared	105	135	240	60 % To 70%	15	23.44	10	9.01	25	14.29
Total Absent	0	0	0	50 % To 60%	0	0.00	0	0.00	0	0.00
Total Passed	64	111	175	40 % To 50%	0	0.00	0	0.00	0	0.00
Total Failed	41	24	65							
Pass Percentage	60.95	82.22	72.92							

BAR CHART DEPICTING STRENGTH IN VALUES



PIE CHART DEPICTING THE RESULT ANALYSIS



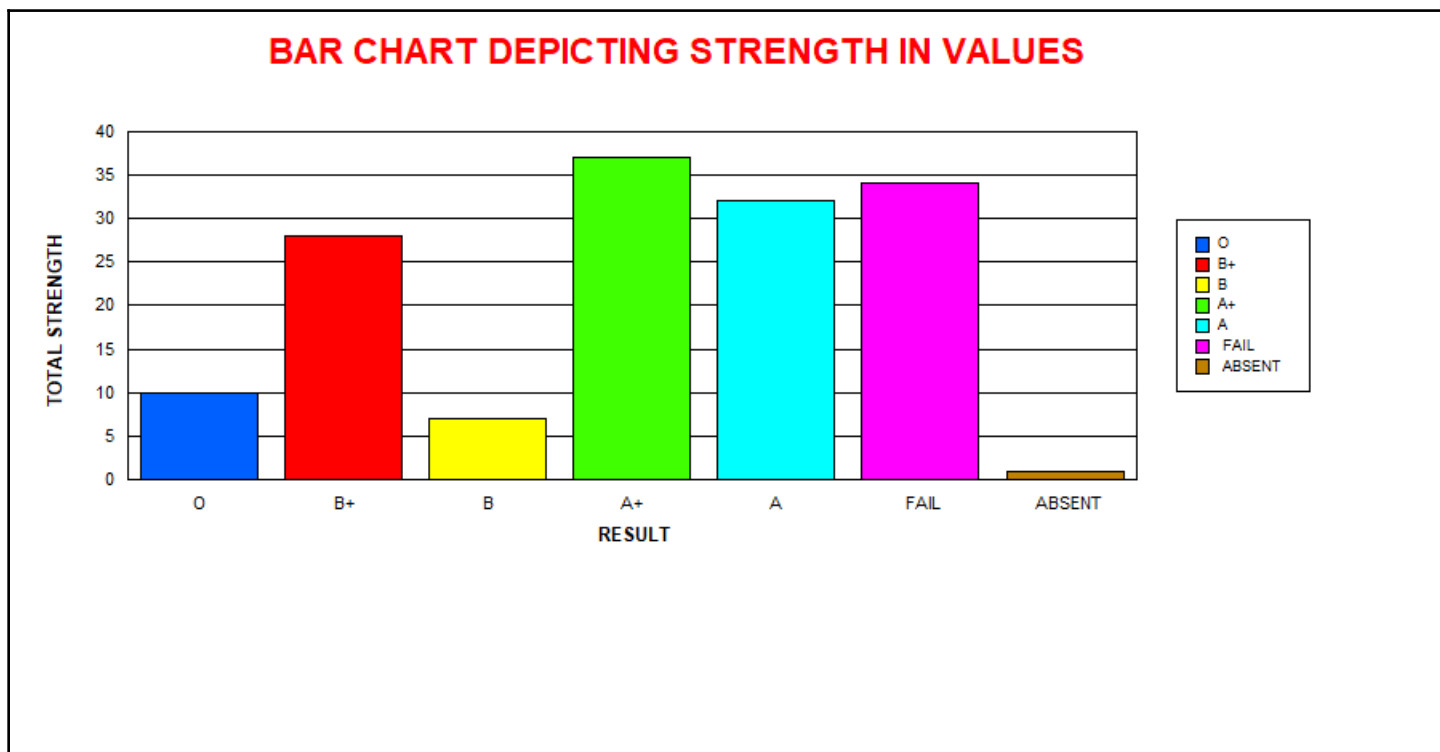
RAJA LAKHAMAGOUDA SCIENCE INSTITUTE (AUTONOMOUS)

BELAGAVI

COURSE WISE RESULT ANALYSIS

EXAMINATION OF FEB-22

B.C.A.- III SEMESTER [CBCS]										
	M	F	T	CLASS	M	%	F	%	T	%
					% w.r.t Tot Passed M		% w.r.t Tot Passed		% w.r.t Tot Passed	
Total Strength	85	64	149	O GRADE	0	0.00	10	19.23	10	8.77
Total Appeared	84	64	148	A+ GRADE	17	27.42	20	38.46	37	32.46
Total Absent	1	0	1	A GRADE	21	33.87	11	21.15	32	28.07
Total Passed	62	52	114	B+ GRADE	19	30.65	9	17.31	28	24.56
Total Failed	22	12	34	B GRADE	5	8.06	2	3.85	7	6
				C GRADE	0	0.00	0	0	0	0
Pass Percentage	73.81	81.25	77.03	P GRADE	0	0.00	0	0.00	0	0.00



RAJA LAKHAMAGOUDA SCIENCE INSTITUTE (AUTONOMOUS)

BELAGAVI

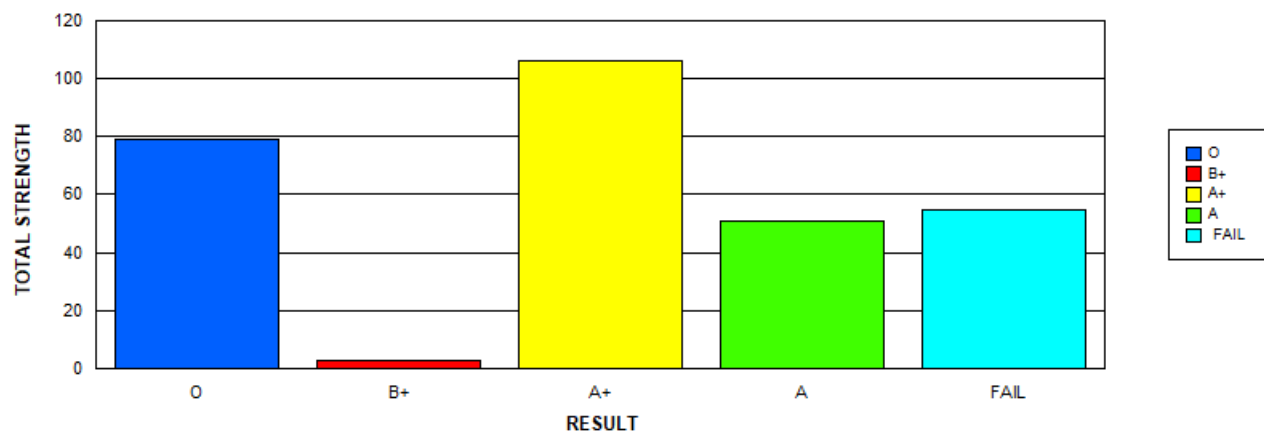
COURSE WISE RESULT ANALYSIS

EXAMINATION OF FEB-22

B.Sc.- III SEMESTER [CBCS]

	M	F	T		CLASS	M	%	F	%	T	%
						% w.r.t Tot Passed M		% w.r.t Tot Passed		% w.r.t Tot Passed	
Total Strength	98	196	294		O GRADE	12	19.05	67	38.07	79	33.05
Total Appeared	98	196	294		A+ GRADE	29	46.03	77	43.75	106	44.35
Total Absent	0	0	0		A GRADE	20	31.75	31	17.61	51	21.34
Total Passed	63	176	239		B+ GRADE	2	3.17	1	0.57	3	1.26
Total Failed	35	20	55		B GRADE	0	0.00	0	0.00	0	0
					C GRADE	0	0.00	0	0	0	0
Pass Percentage	64.29	89.80	81.29		P GRADE	0	0.00	0	0.00	0	0.00

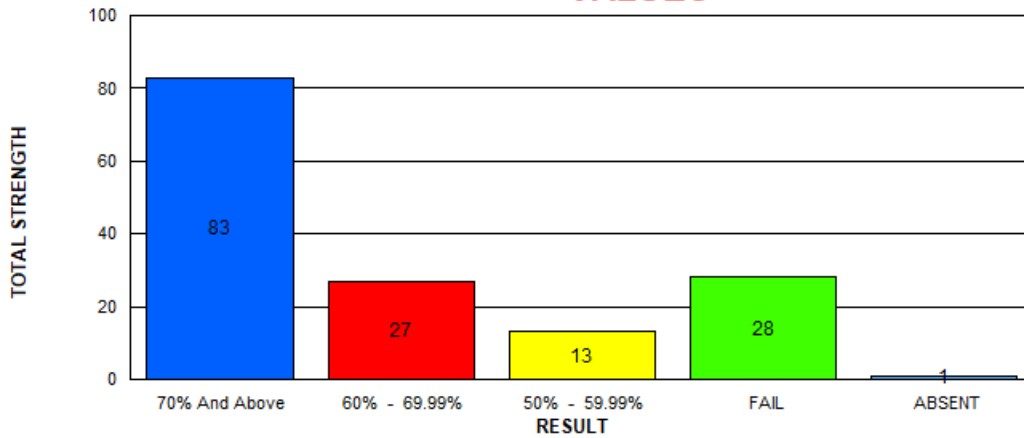
BAR CHART DEPICTING STRENGTH IN VALUES



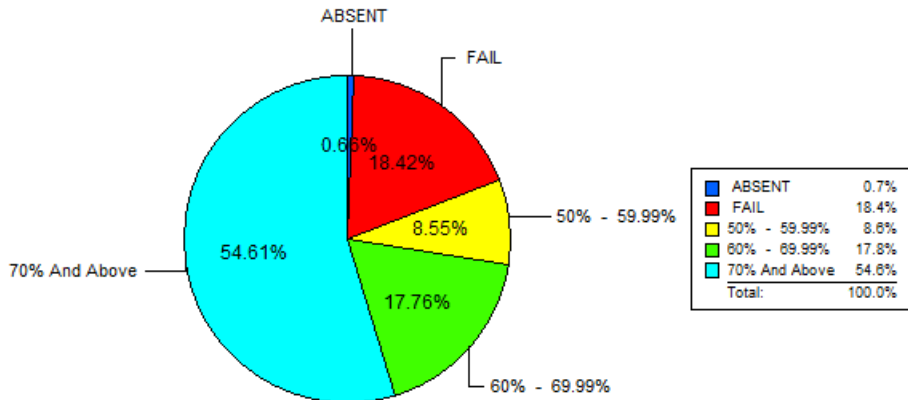
K.L.E Society's
RAJA LAKHAMAGOUDA SCIENCE INSTITUTE (AUTONOMOUS)
 BELAGAVI
COURSE WISE RESULT ANALYSIS
 EXAMINATION OF FEB-22

B.C.A.- V SEMESTER										
	M	F	T	CLASS	M	%	F	%	T	%
					% w.r.t Tot Passed M		% w.r.t Tot Passed		% w.r.t Tot Passed	
Total Strength	84	68	152	70% And Above	29	47.54	54	87.10	83	67.48
Total Appeared	83	68	151	60 % To 70%	21	34.43	6	9.68	27	21.95
Total Absent	1	0	1	50 % To 60%	11	18.03	2	3.23	13	10.57
Total Passed	61	62	123	40 % To 50%	0	0.00	0	0.00	0	0.00
Total Failed	22	6	28							
Pass Percentage	73.49	91.18	81.46							

BAR CHART DEPICTING STRENGTH IN VALUES



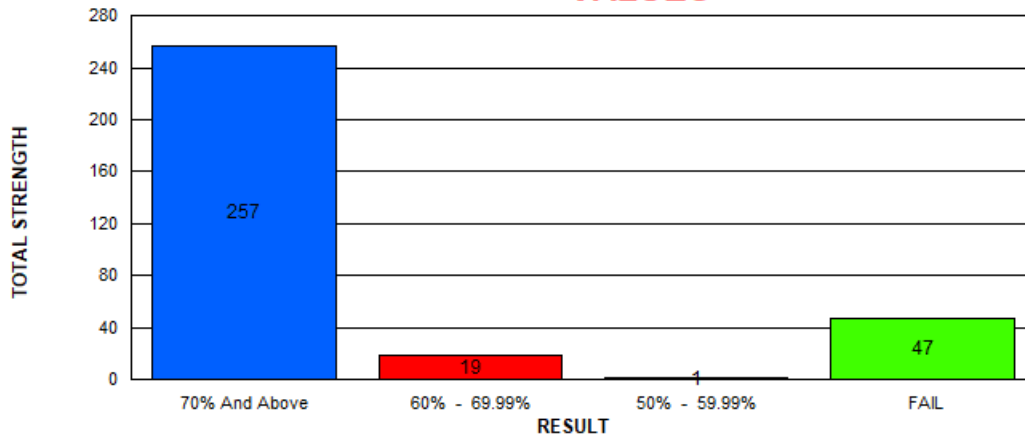
PIE CHART DEPICTING THE RESULT ANALYSIS



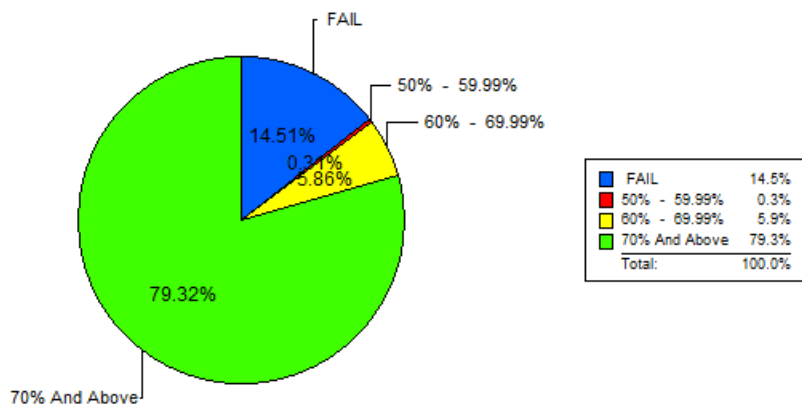
K.L.E Society's
RAJA LAKHAMAGOUDA SCIENCE INSTITUTE (AUTONOMOUS)
BELAGAVI
COURSE WISE RESULT ANALYSIS
 EXAMINATION OF FEB-22

B.Sc.- V SEMESTER										
	M	F	T	CLASS	M	%	F	%	T	%
					% w.r.t Tot Passed M		% w.r.t Tot Passed		% w.r.t Tot Passed	
Total Strength	114	210	324	70% And Above	76	85.39	181	96.28	257	92.78
Total Appeared	114	210	324	60 % To 70%	13	14.61	6	3.19	19	6.86
Total Absent	0	0	0	50 % To 60%	0	0.00	1	0.53	1	0.36
Total Passed	89	188	277	40 % To 50%	0	0.00	0	0.00	0	0.00
Total Failed	25	22	47							
Pass Percentage	78.07	89.52	85.49							

BAR CHART DEPICTING STRENGTH IN VALUES



PIE CHART DEPICTING THE RESULT ANALYSIS



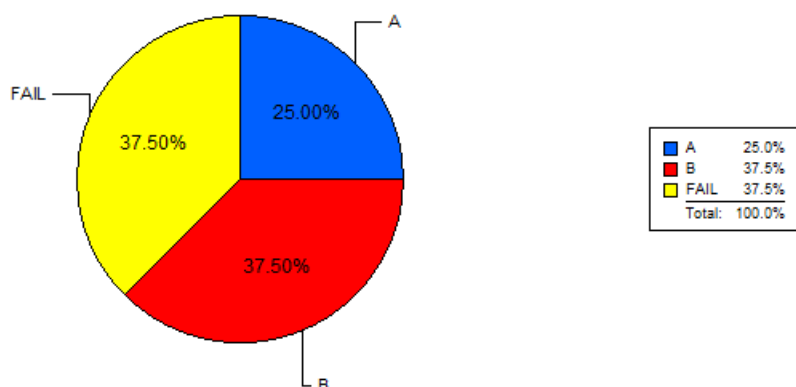
K.L.E Society's
RAJA LAKHAMAGOUDA SCIENCE INSTITUTE (AUTONOMOUS)
 BELAGAVI
COURSE WISE RESULT ANALYSIS
 EXAMINATION OF APR-22[PG]

MSC CHEMISTRY I SEMESTER										
	M	F	T							
				GRADE	M	%	F	%	T	%
					% w.r.t Tot Passed M		% w.r.t Tot Passed		% w.r.t Tot Passed	
Total Strength	6	10	16	A	1	33.33	3	42.86	4	40.00
Total Appeared	6	10	16	B	2	66.67	4	57.14	6	60.00
Total Absent	0	0	0	C	0	0.00	0	0.00	0	0.00
Total Passed	3	7	10	D	0	0.00	0	0.00	0	0.00
Total Failed	3	3	6							
Pass Percentage	50.00	70.00	62.50							

BAR CHART DEPICTING STRENGTH IN VALUES



PIE CHART DEPICTING THE RESULT ANALYSIS

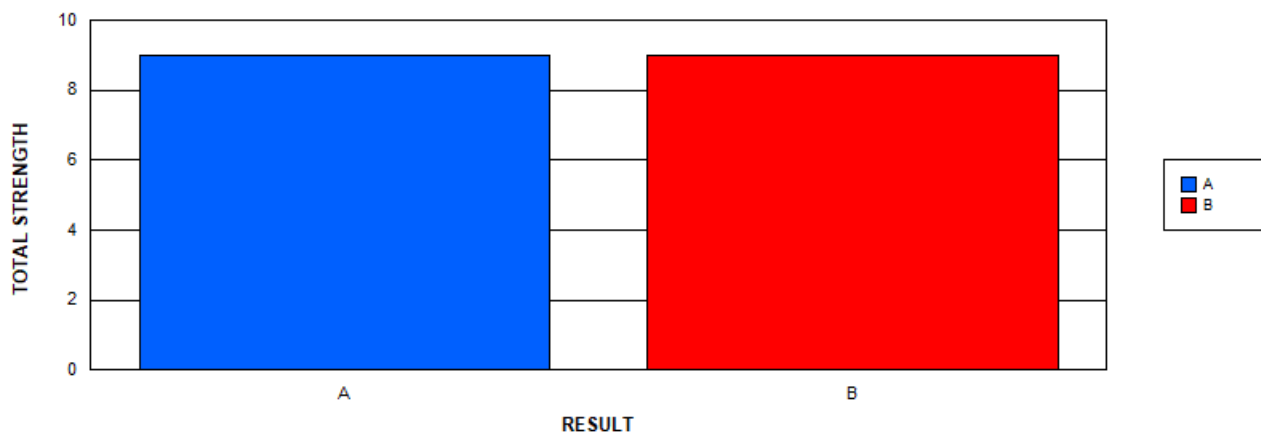


K.L.E Society's
RAJA LAKHAMAGOUDA SCIENCE INSTITUTE (AUTONOMOUS)
BELAGAVI
COURSE WISE RESULT ANALYSIS
 EXAMINATION OF APR-22[PG]

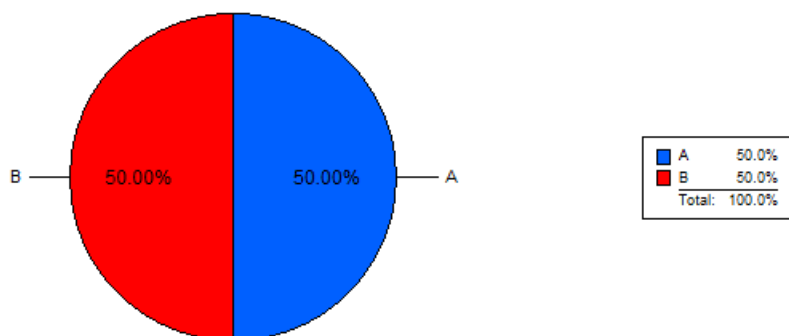
MSC CHEMISTRY III SEMESTER

	M	F	T									
				GRADE	M	%	F	%	T	%		
					% w.r.t Tot Passed M		% w.r.t Tot Passed		% w.r.t Tot Passed			
Total Strength	5	13	18									
Total Appeared	5	13	18	A	0	0.00	9	69.23	9	50.00		
Total Absent	0	0	0	B	5	100.00	4	30.77	9	50.00		
Total Passed	5	13	18	C	0	0.00	0	0.00	0	0.00		
Total Failed	0	0	0	D	0	0.00	0	0.00	0	0.00		
Pass Percentage	100.00	100.00	100.00									

BAR CHART DEPICTING STRENGTH IN VALUES



PIE CHART DEPICTING THE RESULT ANALYSIS

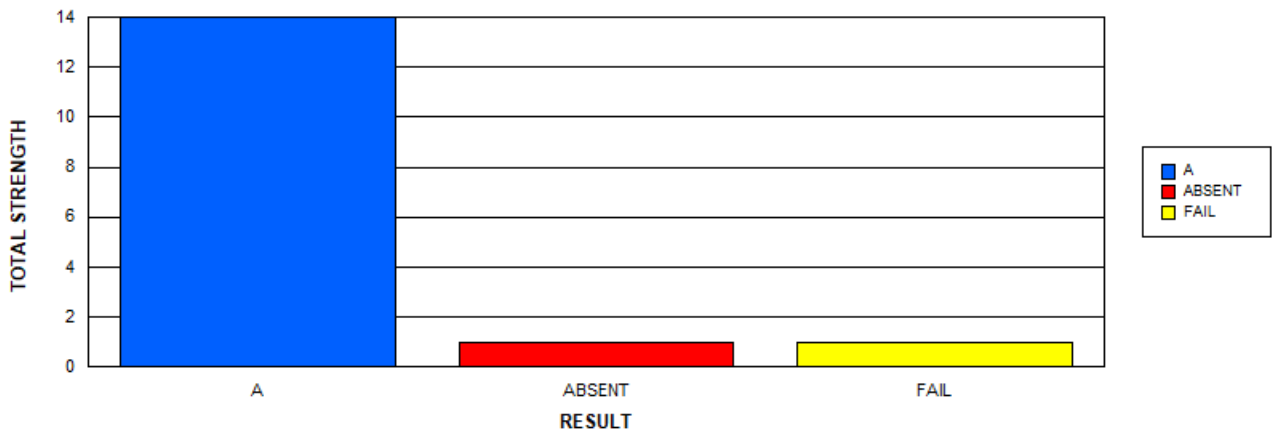


K.L.E Society's
RAJA LAKHAMAGOUDA SCIENCE INSTITUTE (AUTONOMOUS)

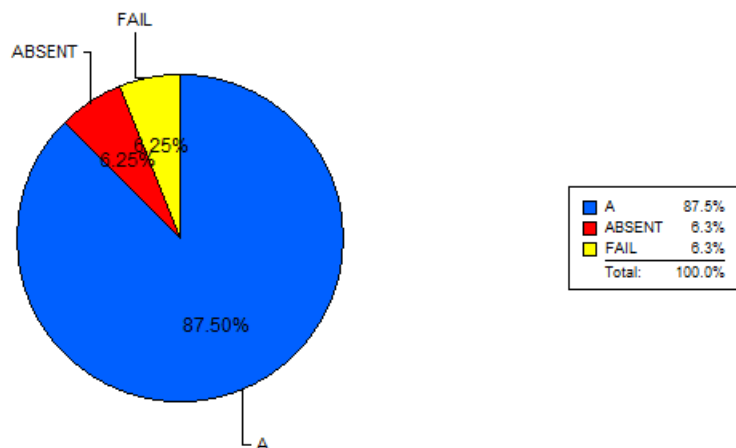
BELAGAVI
COURSE WISE RESULT ANALYSIS
 EXAMINATION OF APR-22[PG]

MSC MATHEMATICS SEMESTER I										
	M	F	T							
				GRADE	M	%	F	%	T	%
					% w.r.t Tot Passed M		% w.r.t Tot Passed		% w.r.t Tot Passed	
Total Strength	4	12	16	A	3	100.00	11	100.00	14	100.00
Total Appeared	4	11	15	B	0	0.00	0	0.00	0	0.00
Total Absent	0	1	1	C	0	0.00	0	0.00	0	0.00
Total Passed	3	11	14	D	0	0.00	0	0.00	0	0.00
Total Failed	1	0	1							
Pass Percentage	75.00	100.00	93.33							

BAR CHART DEPICTING STRENGTH IN VALUES



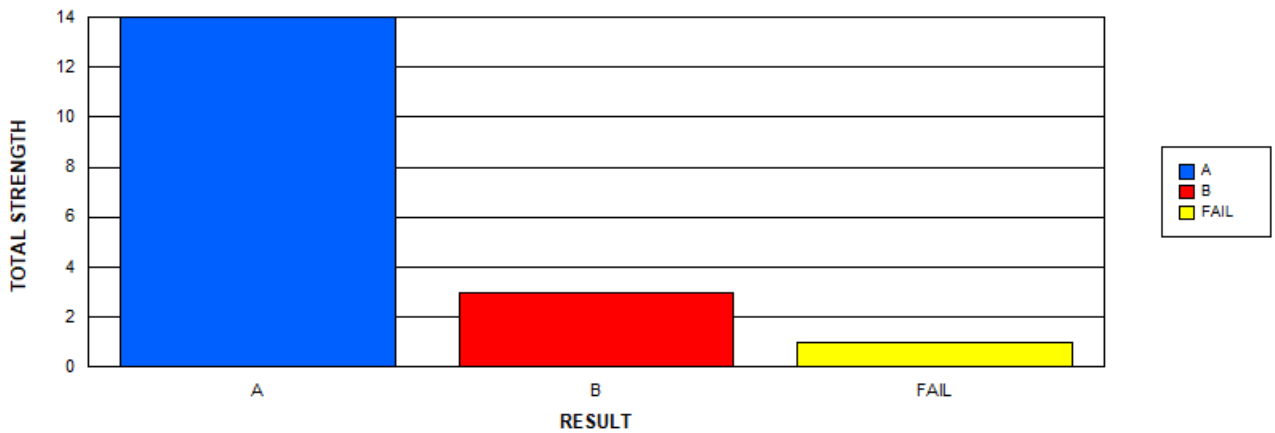
PIE CHART DEPICTING THE RESULT ANALYSIS



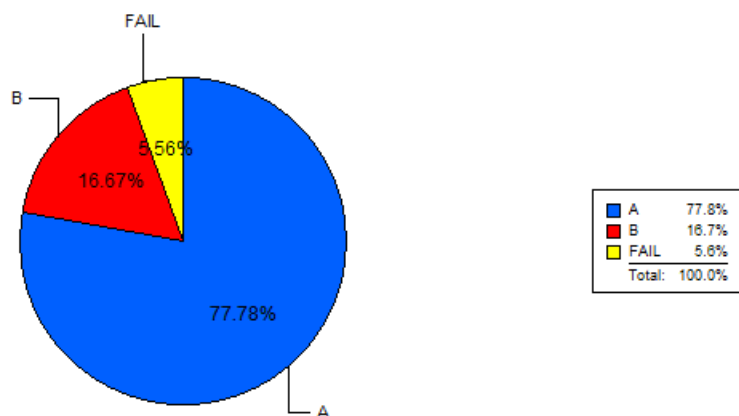
K.L.E Society's
RAJA LAKHAMAGOUDA SCIENCE INSTITUTE (AUTONOMOUS)
BELAGAVI
COURSE WISE RESULT ANALYSIS
 EXAMINATION OF APR-22[PG]

MSC MATHEMATICS SEMESTER III										
	M	F	T							
				GRADE	M	%	F	%	T	%
					% w.r.t Tot Passed M		% w.r.t Tot Passed		% w.r.t Tot Passed	
Total Strength	0	18	18	A	0	0.00	14	82.35	14	82.35
Total Appeared	0	18	18	B	0	0.00	3	17.65	3	17.65
Total Absent	0	0	0	C	0	0.00	0	0.00	0	0.00
Total Passed	0	17	17	D	0	0.00	0	0.00	0	0.00
Total Failed	0	1	1							
Pass Percentage	0.00	94.44	94.44							

BAR CHART DEPICTING STRENGTH IN VALUES



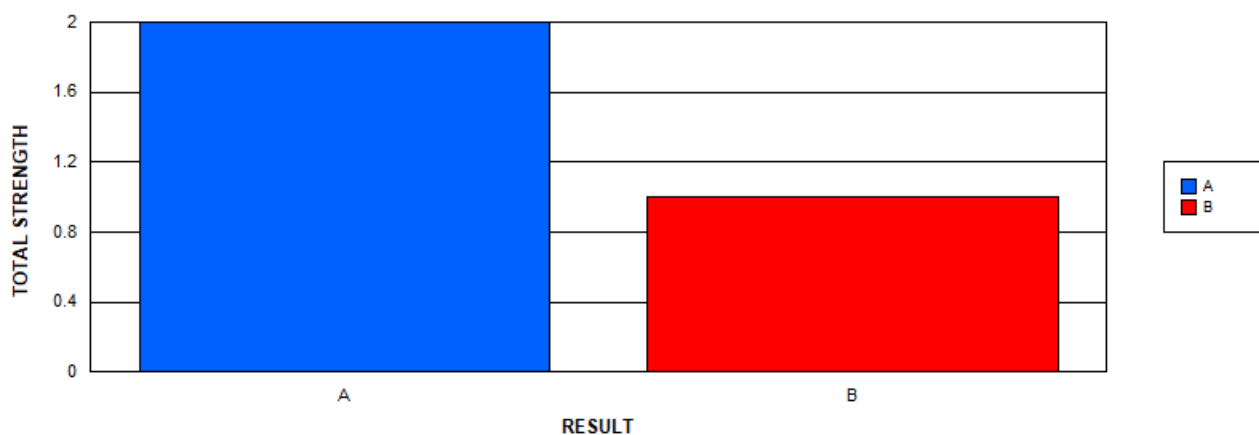
PIE CHART DEPICTING THE RESULT ANALYSIS



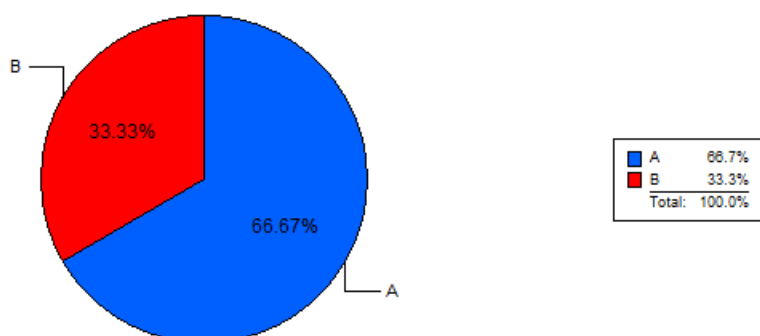
K.L.E Society's
RAJA LAKHAMAGOUDA SCIENCE INSTITUTE (AUTONOMOUS)
BELAGAVI
COURSE WISE RESULT ANALYSIS
 EXAMINATION OF APR-22[PG]

MSC PHYSICS I SEMESTER										
	M	F	T							
				GRADE	M	%	F	%	T	%
					% w.r.t Tot Passed M		% w.r.t Tot Passed		% w.r.t Tot Passed	
Total Strength	1	2	3	A	0	0.00	2	100.00	2	66.67
Total Appeared	1	2	3	B	1	100.00	0	0.00	1	33.33
Total Absent	0	0	0	C	0	0.00	0	0.00	0	0.00
Total Passed	1	2	3	D	0	0.00	0	0.00	0	0.00
Total Failed	0	0	0							
Pass Percentage	100.00	100.00	100.00							

BAR CHART DEPICTING STRENGTH IN VALUES



PIE CHART DEPICTING THE RESULT ANALYSIS

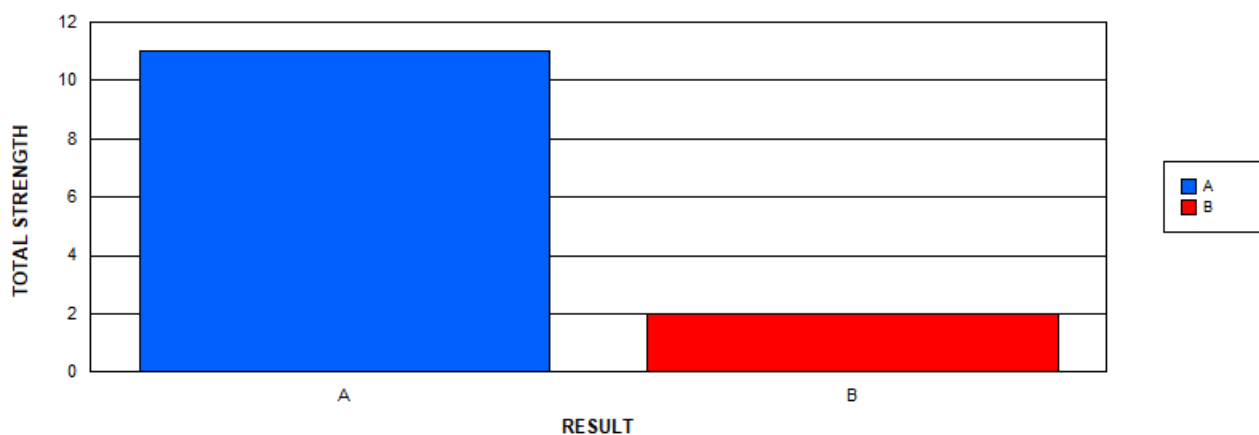


K.L.E Society's
RAJA LAKHAMAGOUDA SCIENCE INSTITUTE (AUTONOMOUS)
BELAGAVI
COURSE WISE RESULT ANALYSIS
 EXAMINATION OF APR-22[PG]

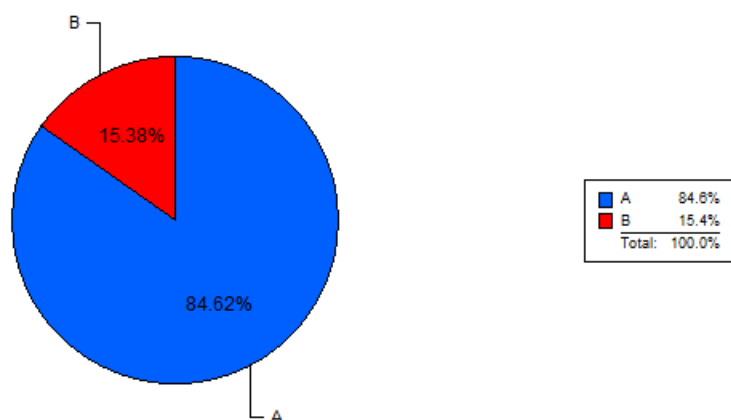
MSC PHYSICS III SEMESTER									
	M	F	T	M		F		T	
				GRADE	%	%	%	%	%
Total Strength	1	12	13						
Total Appeared	1	12	13						
Total Absent	0	0	0						
Total Passed	1	12	13						
Total Failed	0	0	0						
Pass Percentage	100.00	100.00	100.00						

GRADE	M	%	F	%	T	%
	% w.r.t Tot Passed M		% w.r.t Tot Passed		% w.r.t Tot Passed	
A	1	100.00	10	83.33	11	84.62
B	0	0.00	2	16.67	2	15.38
C	0	0.00	0	0.00	0	0.00
D	0	0.00	0	0.00	0	0.00

BAR CHART DEPICTING STRENGTH IN VALUES



PIE CHART DEPICTING THE RESULT ANALYSIS

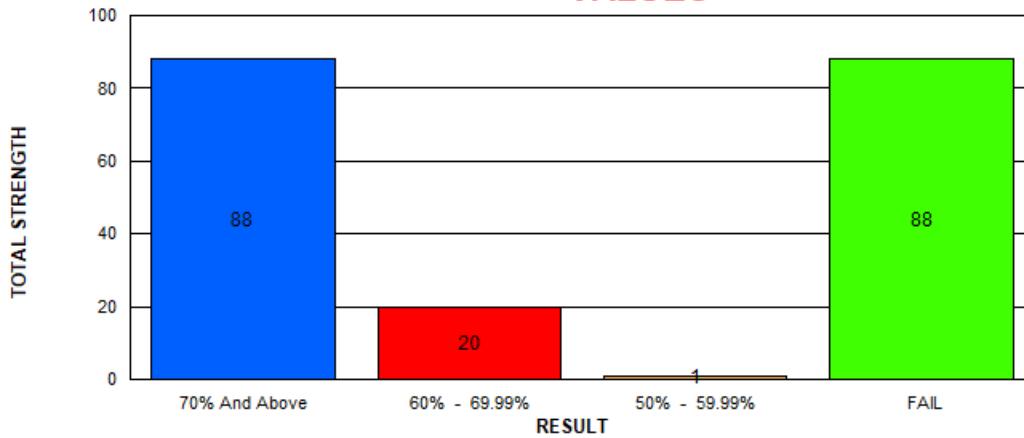


K.L.E Society's
RAJA LAKHAMAGOUDA SCIENCE INSTITUTE (AUTONOMOUS)
BELAGAVI
COURSE WISE RESULT ANALYSIS
 EXAMINATION OF NOV-22[UG]

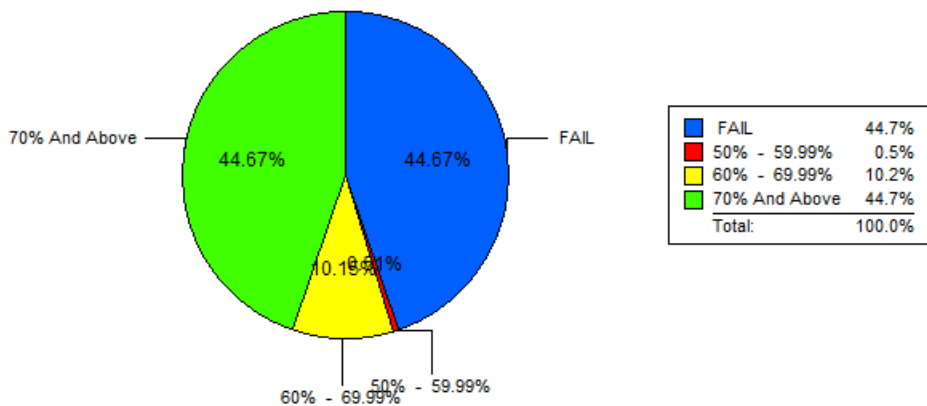
B.C.A.- II SEMESTER [NEP]

	M	F	T							
				CLASS	M	%	F	%	T	%
					% w.r.t Tot Passed M		% w.r.t Tot Passed		% w.r.t Tot Passed	
Total Strength	118	79	197	70% And Above	41	71.93	47	90.38	88	80.73
Total Appeared	118	79	197	60 % To 70%	16	28.07	4	7.69	20	18.35
Total Absent	0	0	0	50 % To 60%	0	0.00	1	1.92	1	0.92
Total Passed	57	52	109	40 % To 50%	0	0.00	0	0.00	0	0.00
Total Failed	61	27	88							
Pass Percentage	48.31	65.82	55.33							

BAR CHART DEPICTING STRENGTH IN VALUES



PIE CHART DEPICTING THE RESULT ANALYSIS

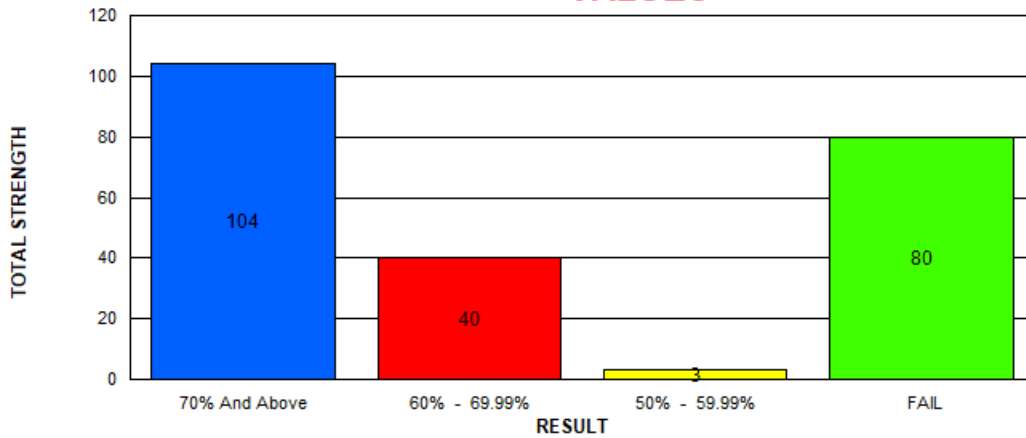


K.L.E Society's
RAJA LAKHAMAGOUDA SCIENCE INSTITUTE (AUTONOMOUS)
BELAGAVI
COURSE WISE RESULT ANALYSIS
 EXAMINATION OF NOV-22[UG]

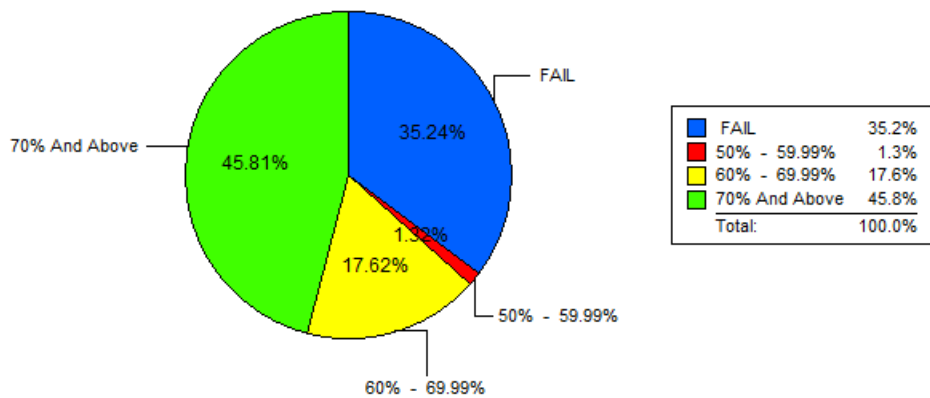
B.Sc.- II SEMESTER [NEP]

	M	F	T							
Total Strength	96	131	227	CLASS	M	%	F	%	T	%
Total Appeared	96	131	227		% w.r.t Tot Passed M		% w.r.t Tot Passed		% w.r.t Tot Passed	
Total Absent	0	0	0	70% And Above	26	57.78	78	76.47	104	70.75
Total Passed	45	102	147	60% To 70%	17	37.78	23	22.55	40	27.21
Total Failed	51	29	80	50% To 60%	2	4.44	1	0.98	3	2.04
				40% To 50%	0	0.00	0	0.00	0	0.00
Pass Percentage	46.88	77.86	64.76							

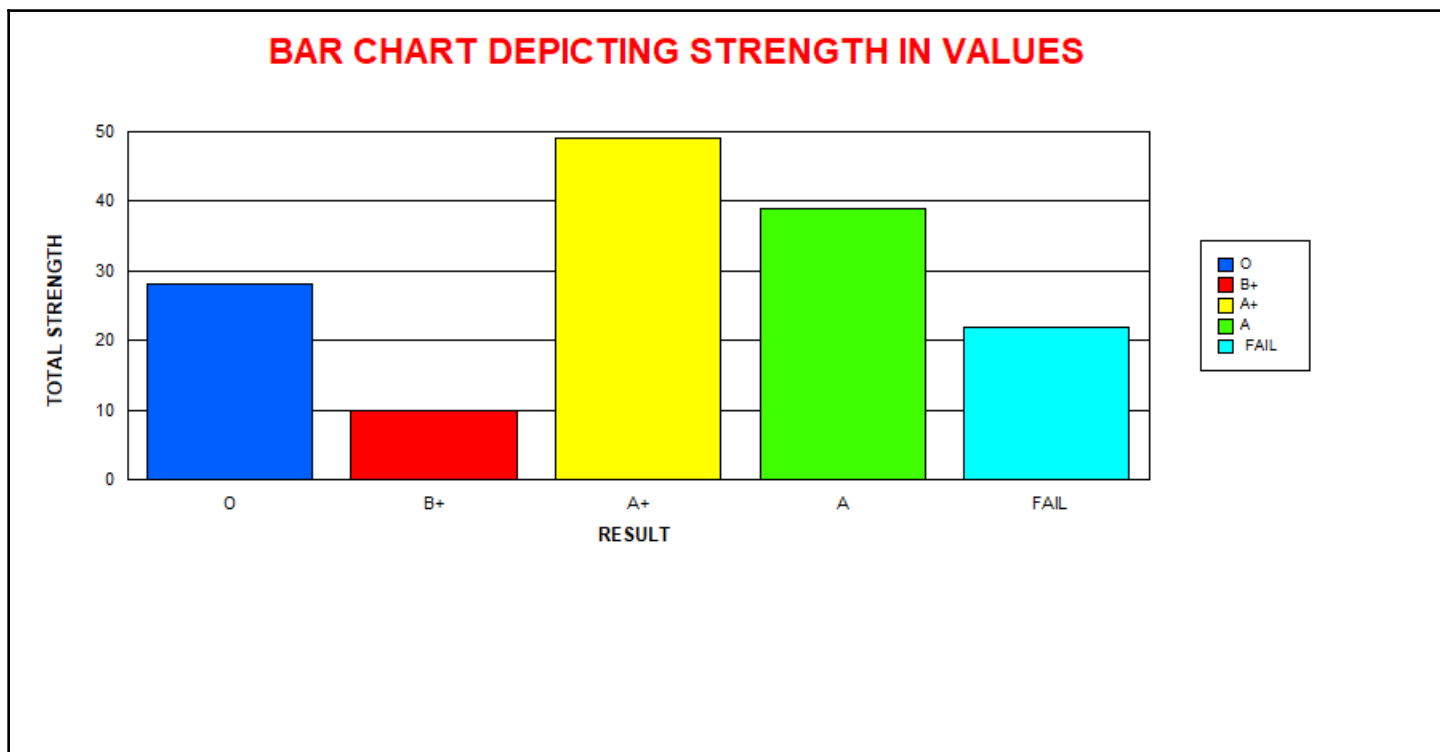
BAR CHART DEPICTING STRENGTH IN VALUES



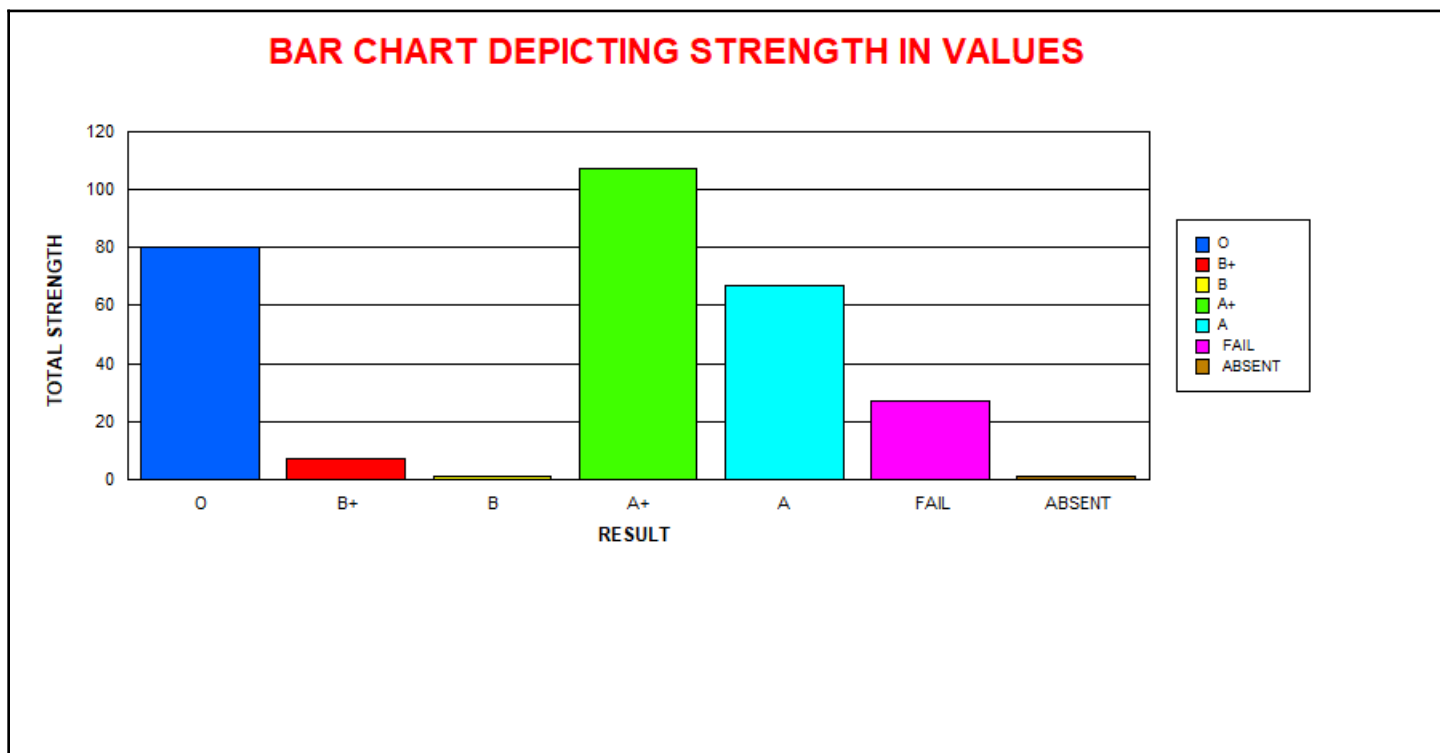
PIE CHART DEPICTING THE RESULT ANALYSIS



B.C.A.- IV SEMESTER [CBCS]											
	M	F	T	CLASS		M	%	F	%	T	%
						% w.r.t Tot Passed M		% w.r.t Tot Passed		% w.r.t Tot Passed	
Total Strength	85	63	148								
Total Appeared	85	63	148								
Total Absent	0	0	0								
Total Passed	70	56	126								
Total Failed	15	7	22								
Pass Percentage	82.35	88.89	85.14								
				O GRADE		5	7.14	23	41.07	28	22.22
				A+ GRADE		33	47.14	16	28.57	49	38.89
				A GRADE		27	38.57	12	21.43	39	30.95
				B+ GRADE		5	7.14	5	8.93	10	7.94
				B GRADE		0	0.00	0	0.00	0	0
				C GRADE		0	0.00	0	0.00	0	0
				P GRADE		0	0.00	0	0.00	0	0.00



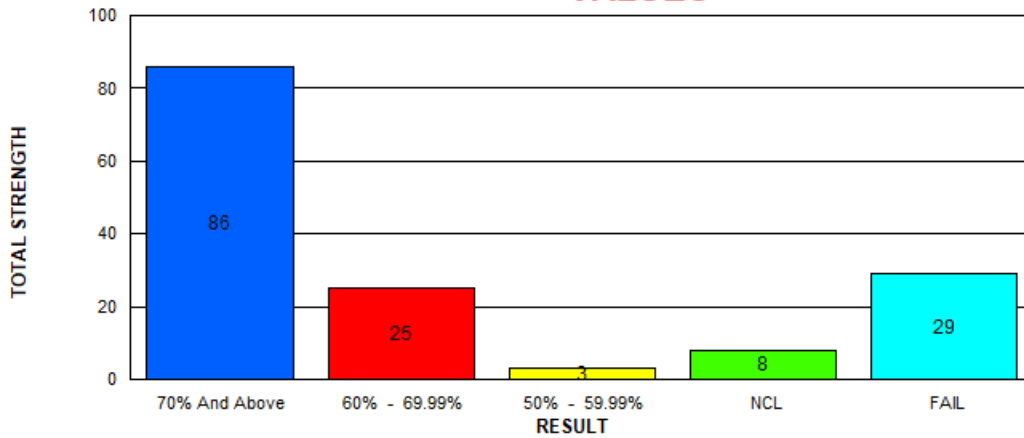
B.Sc.- IV SEMESTER [CBCS]										
	M	F	T	CLASS	M	%	F	%	T	%
					% w.r.t Tot Passed M		% w.r.t Tot Passed		% w.r.t Tot Passed	
Total Strength	98	192	290	O GRADE	12	15.00	68	37.36	80	30.53
Total Appeared	97	192	289	A+ GRADE	28	35.00	79	43.41	107	40.84
Total Absent	1	0	1	A GRADE	33	41.25	34	18.68	67	25.57
Total Passed	80	182	262	B+ GRADE	6	7.50	1	0.55	7	2.67
Total Failed	17	10	27	B GRADE	1	1.25	0	0.00	1	0
				C GRADE	0	0.00	0	0	0	0
Pass Percentage	82.47	94.79	90.66	P GRADE	0	0.00	0	0.00	0	0.00



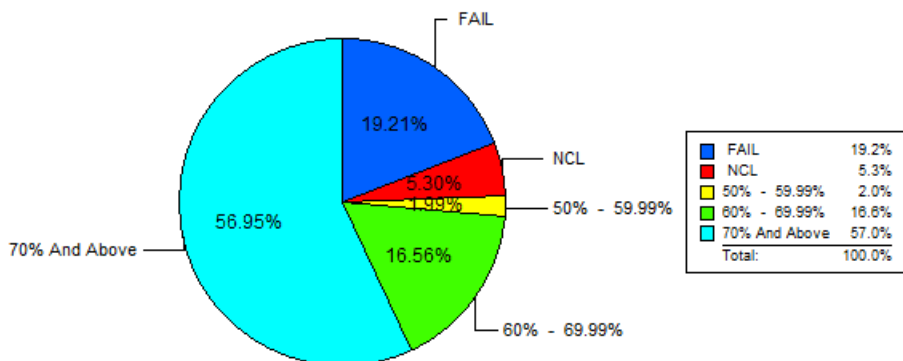
K.L.E Society's
RAJA LAKHAMAGOUDA SCIENCE INSTITUTE (AUTONOMOUS)
 BELAGAVI
COURSE WISE RESULT ANALYSIS
 EXAMINATION OF SEPT-22

B.C.A.- VI SEMESTER										
	M	F	T							
	M	F	T	CLASS	M	%	F	%	T	%
					% w.r.t Tot Passed M		% w.r.t Tot Passed		% w.r.t Tot Passed	
Total Strength	84	67	151	70% And Above	34	64.15	52	85.25	86	75.44
Total Appeared	84	67	151	60 % To 70%	16	30.19	9	14.75	25	21.93
Total Absent	0	0	0	50 % To 60%	3	5.66	0	0.00	3	2.63
Total Passed	53	61	114	40 % To 50%	0	0.00	0	0.00	0	0.00
Total Failed	24	5	29							
Total NCL	7	1	8							
Pass Percentage	63.10	91.04	75.50							

BAR CHART DEPICTING STRENGTH IN VALUES



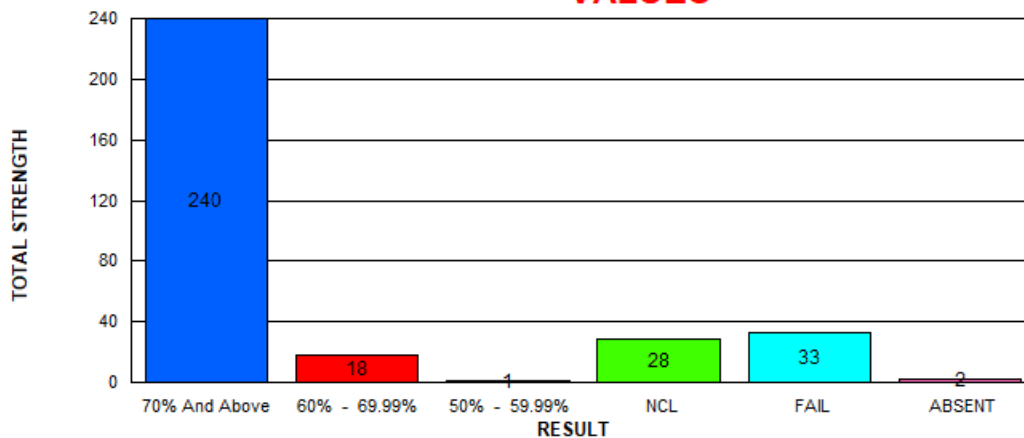
PIE CHART DEPICTING THE RESULT ANALYSIS



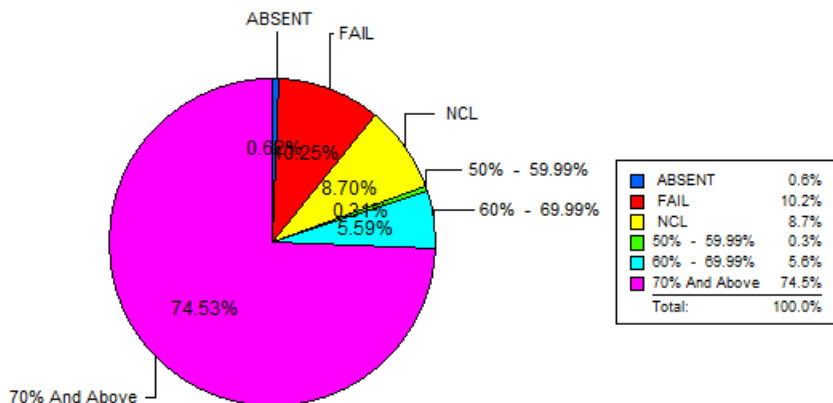
K.L.E Society's
RAJA LAKHAMAGOUDA SCIENCE INSTITUTE (AUTONOMOUS)
BELAGAVI
COURSE WISE RESULT ANALYSIS
 EXAMINATION OF SEPT-22

B.Sc.- VI SEMESTER										
	M	F	T	CLASS	M	%	F	%	T	%
					% w.r.t Tot Passed M		% w.r.t Tot Passed		% w.r.t Tot Passed	
Total Strength	113	209	322	70% And Above	66	82.50	174	97.21	240	92.66
Total Appeared	111	209	320	60% To 70%	13	16.25	5	2.79	18	6.95
Total Absent	2	0	2	50% To 60%	1	1.25	0	0.00	1	0.39
Total Passed	80	179	259	40% To 50%	0	0.00	0	0.00	0	0.00
Total Failed	15	18	33							
Total NCL	16	12	28							
Pass Percentage	72.07	85.65	80.94							

BAR CHART DEPICTING STRENGTH IN VALUES



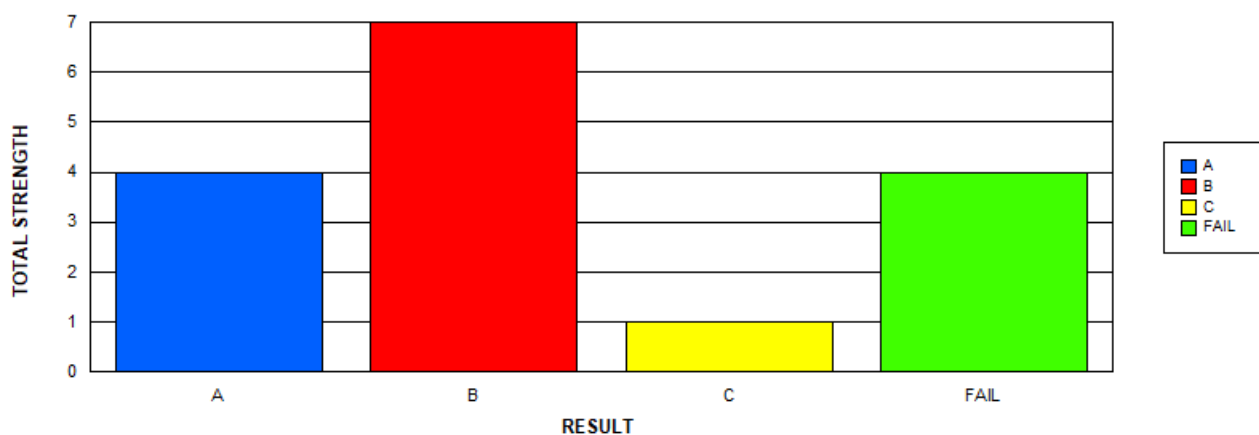
PIE CHART DEPICTING THE RESULT ANALYSIS



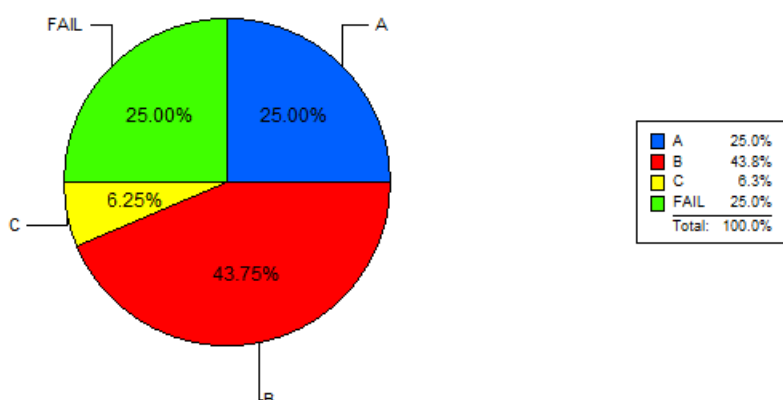
K.L.E Society's
RAJA LAKHAMAGOUDA SCIENCE INSTITUTE (AUTONOMOUS)
 BELAGAVI
COURSE WISE RESULT ANALYSIS
 EXAMINATION OF NOV-22

MSC CHEMISTRY II SEMESTER										
	M	F	T							
				GRADE	M	%	F	%	T	%
					% w.r.t Tot Passed M		% w.r.t Tot Passed		% w.r.t Tot Passed	
Total Strength	6	10	16	A	1	20.00	3	42.86	4	33.33
Total Appeared	6	10	16	B	3	60.00	4	57.14	7	58.33
Total Absent	0	0	0	C	1	20.00	0	0.00	1	8.33
Total Passed	5	7	12	D	0	0.00	0	0.00	0	0.00
Total Failed	1	3	4							
Pass Percentage	83.33	70.00	75.00							

BAR CHART DEPICTING STRENGTH IN VALUES



PIE CHART DEPICTING THE RESULT ANALYSIS

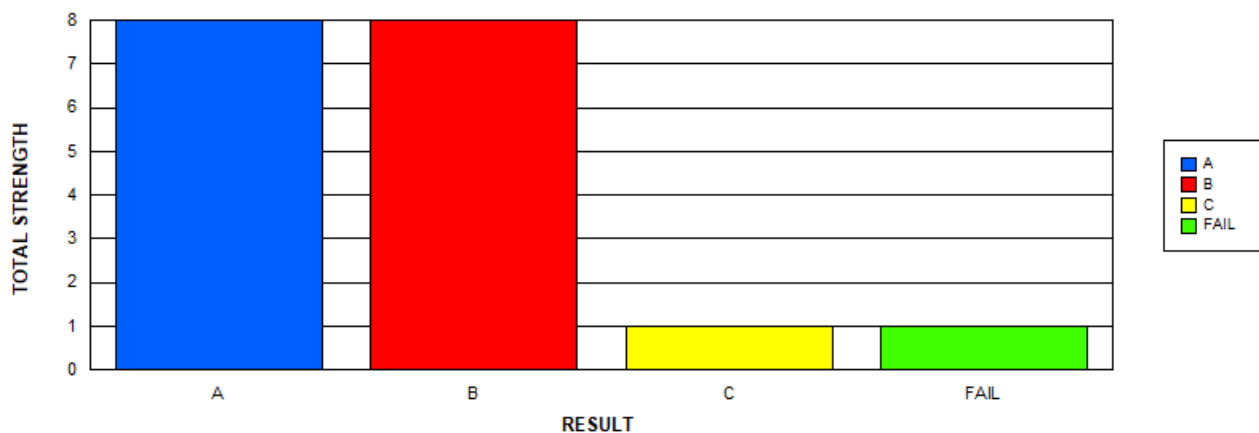


K.L.E Society's
RAJA LAKHAMAGOUDA SCIENCE INSTITUTE (AUTONOMOUS)
BELAGAVI
COURSE WISE RESULT ANALYSIS
 EXAMINATION OF NOV-22

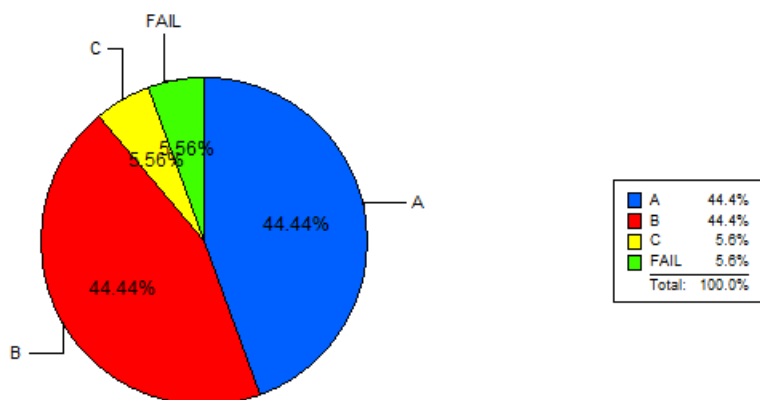
MSC CHEMISTRY IV SEMESTER

	M	F	T	GRADE						
				M	%	F	%	T	%	
				% w.r.t Tot Passed M		% w.r.t Tot Passed		% w.r.t Tot Passed		
Total Strength	5	13	18							
Total Appeared	5	13	18							
Total Absent	0	0	0							
Total Passed	5	12	17							
Total Failed	0	1	1							
Total NCL	0	0	0							
Pass Percentage	100.00	92.31	94.44							
				A	1	20.00	7	58.33	8	47.06
				B	3	60.00	5	41.67	8	47.06
				C	1	20.00	0	0.00	1	5.88
				D	0	0.00	0	0.00	0	0.00

BAR CHART DEPICTING STRENGTH IN VALUES



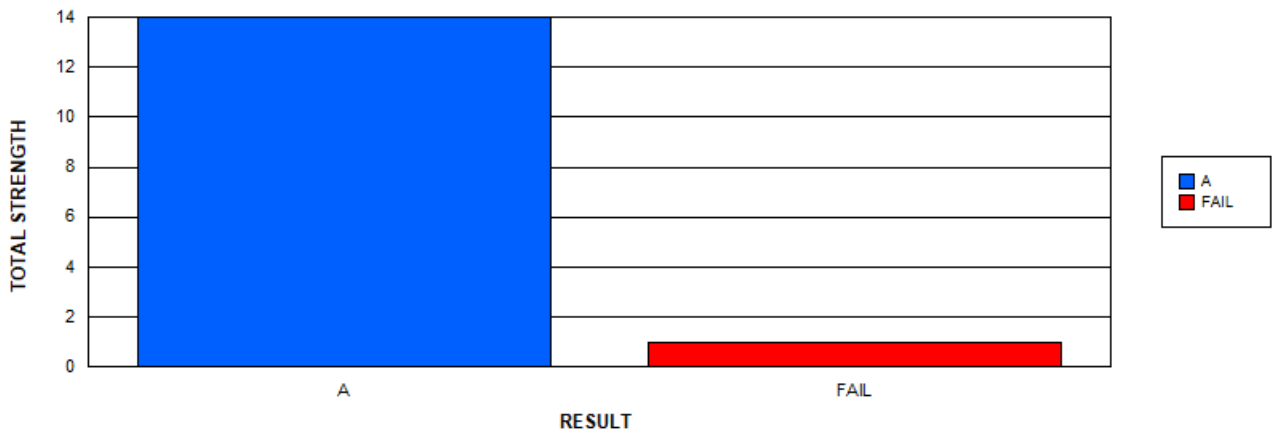
PIE CHART DEPICTING THE RESULT ANALYSIS



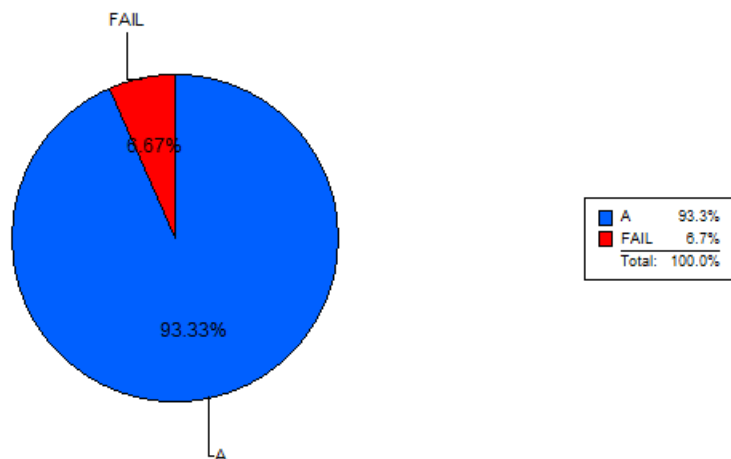
K.L.E Society's
RAJA LAKHAMAGOUDA SCIENCE INSTITUTE (AUTONOMOUS)
BELAGAVI
COURSE WISE RESULT ANALYSIS
 EXAMINATION OF NOV-22

MSC MATHEMATICS SEMESTER II										
	M	F	T							
				GRADE	M	%	F	%	T	%
					% w.r.t Tot Passed M		% w.r.t Tot Passed		% w.r.t Tot Passed	
Total Strength	4	11	15	A	3	100.00	11	100.00	14	100.00
Total Appeared	4	11	15	B	0	0.00	0	0.00	0	0.00
Total Absent	0	0	0	C	0	0.00	0	0.00	0	0.00
Total Passed	3	11	14	D	0	0.00	0	0.00	0	0.00
Total Failed	1	0	1							
Pass Percentage	75.00	100.00	93.33							

BAR CHART DEPICTING STRENGTH IN VALUES



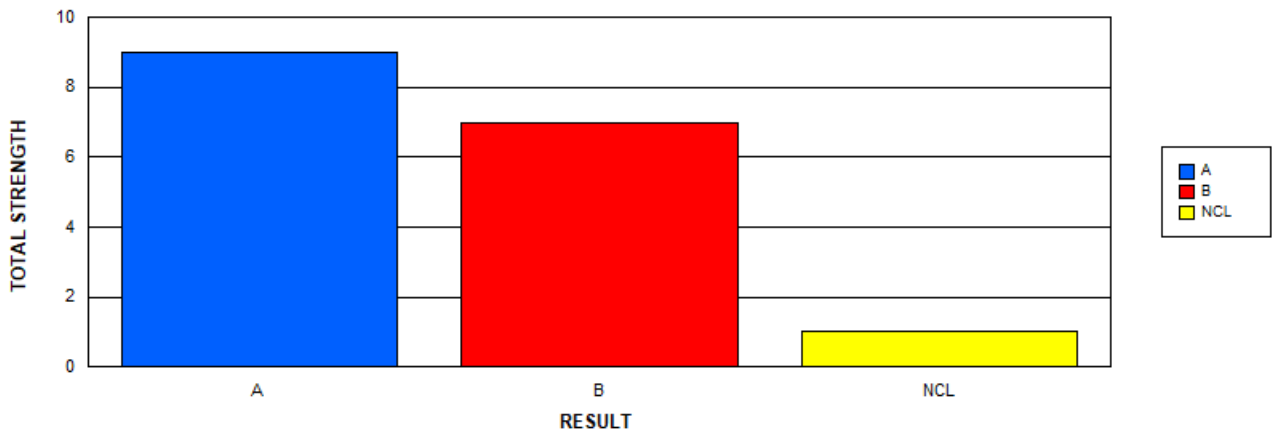
PIE CHART DEPICTING THE RESULT ANALYSIS



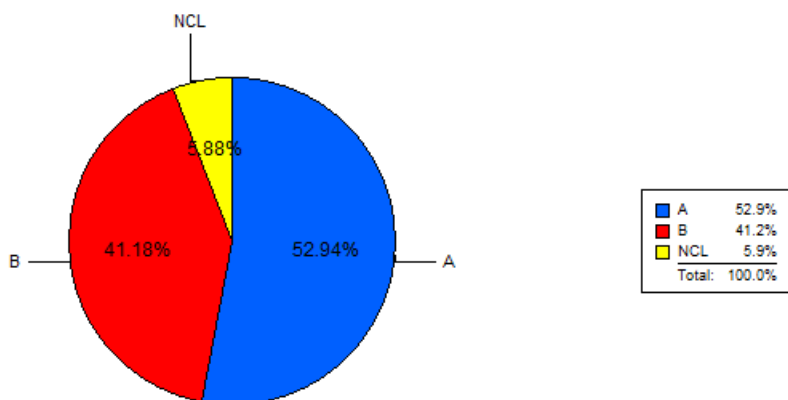
K.L.E Society's
RAJA LAKHAMAGOUDA SCIENCE INSTITUTE (AUTONOMOUS)
BELAGAVI
COURSE WISE RESULT ANALYSIS
 EXAMINATION OF NOV-22

MSC MATHEMATICS SEMESTER IV										
	M	F	T							
				GRADE	M	%	F	%	T	%
					% w.r.t Tot Passed M		% w.r.t Tot Passed		% w.r.t Tot Passed	
Total Strength	0	17	17	A	0	0.00	9	56.25	9	56.25
Total Appeared	0	17	17	B	0	0.00	7	43.75	7	43.75
Total Absent	0	0	0	C	0	0.00	0	0.00	0	0.00
Total Passed	0	16	16	D	0	0.00	0	0.00	0	0.00
Total Failed	0	0	0							
Total NCL	0	1	1							
Pass Percentage	0.00	94.12	94.12							

BAR CHART DEPICTING STRENGTH IN VALUES




PIE CHART DEPICTING THE RESULT ANALYSIS



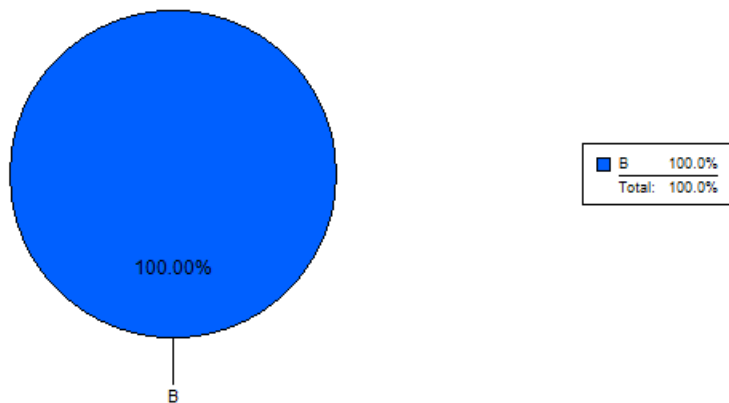
K.L.E Society's
RAJA LAKHAMAGOUDA SCIENCE INSTITUTE (AUTONOMOUS)
BELAGAVI
COURSE WISE RESULT ANALYSIS
 EXAMINATION OF NOV-22

MSC PHYSICS II SEMESTER										
	M	F	T							
				GRADE	M	%	F	%	T	%
					% w.r.t Tot Passed M		% w.r.t Tot Passed		% w.r.t Tot Passed	
Total Strength	1	2	3	A	0	0.00	0	0.00	0	0.00
Total Appeared	1	2	3	B	1	100.00	2	100.00	3	100.00
Total Absent	0	0	0	C	0	0.00	0	0.00	0	0.00
Total Passed	1	2	3	D	0	0.00	0	0.00	0	0.00
Total Failed	0	0	0							
Pass Percentage	100.00	100.00	100.00							

BAR CHART DEPICTING STRENGTH IN VALUES



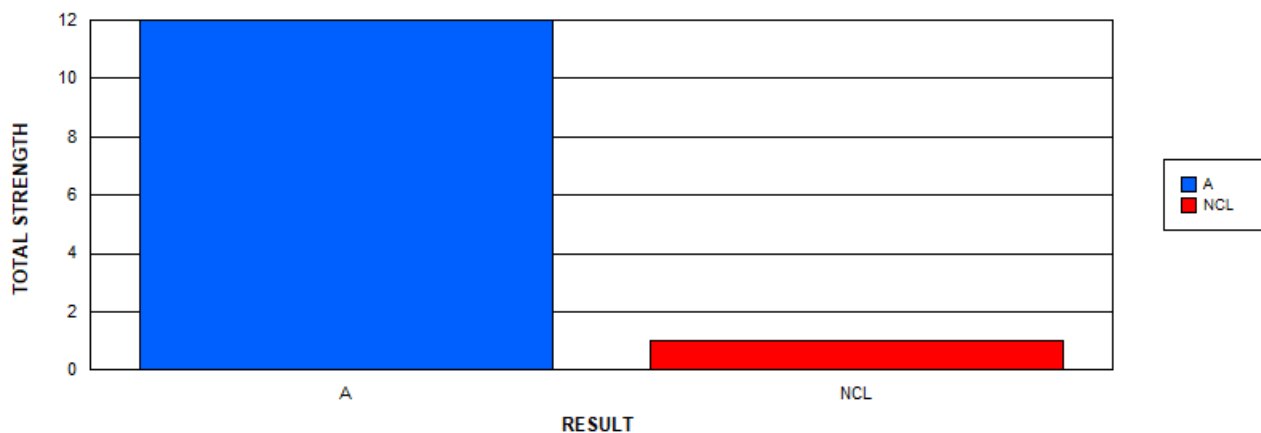
PIE CHART DEPICTING THE RESULT ANALYSIS



K.L.E Society's
RAJA LAKHAMAGOUDA SCIENCE INSTITUTE (AUTONOMOUS)
BELAGAVI
COURSE WISE RESULT ANALYSIS
 EXAMINATION OF NOV-22

MSC PHYSICS IV SEMESTER										
	M	F	T							
				GRADE	M	%	F	%	T	%
					% w.r.t Tot Passed M		% w.r.t Tot Passed		% w.r.t Tot Passed	
Total Strength	1	12	13	A	1	100.00	11	100.00	12	100.00
Total Appeared	1	12	13	B	0	0.00	0	0.00	0	0.00
Total Absent	0	0	0	C	0	0.00	0	0.00	0	0.00
Total Passed	1	11	12	D	0	0.00	0	0.00	0	0.00
Total Failed	0	0	0							
Total NCL	0	1	1							
Pass Percentage	100.00	91.67	92.31							

BAR CHART DEPICTING STRENGTH IN VALUES



PIE CHART DEPICTING THE RESULT ANALYSIS

